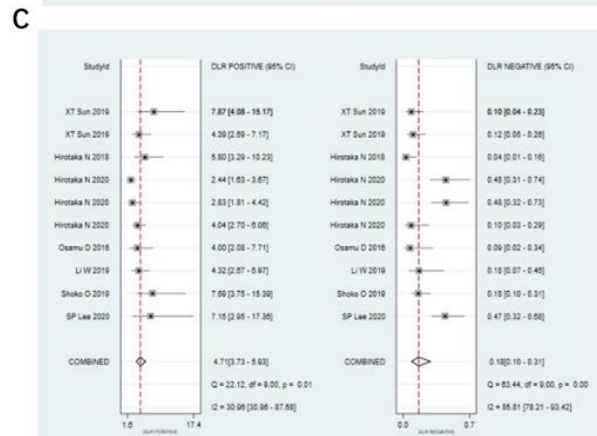
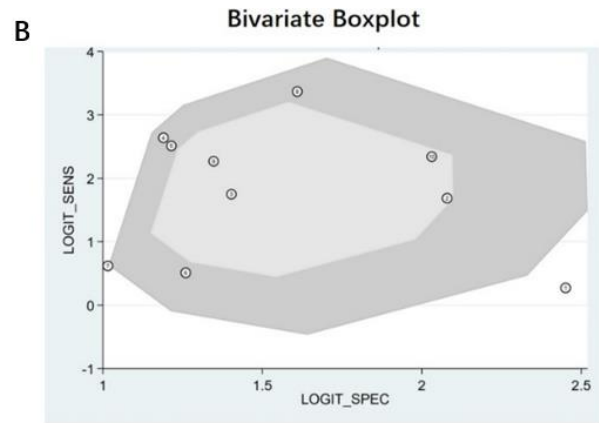
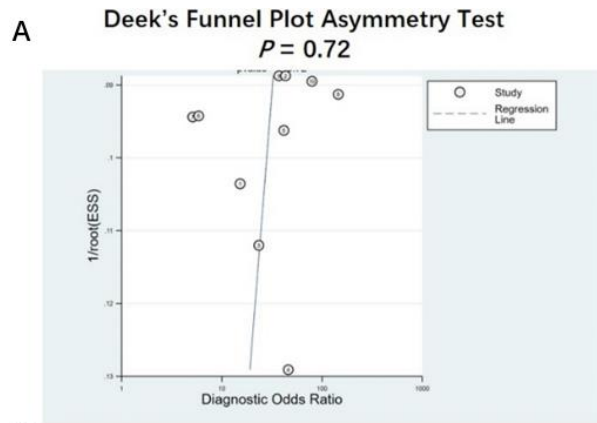


Supplementary Figure 1 Publication bias about WLI was analyzed by (A) Deek's Funnel Plot Asymmetry Test, and (B) the bivariate boxplot. (C) The positive and negative likelihood of WLI on *H. pylori* infection diagnosis.



Supplementary Figure 2 Publication bias about LCI was analyzed by (A) Deek's Funnel Plot Asymmetry Test, and (B) the bivariate boxplot. (C) The positive and negative likelihood of LCI on *H. pylori* infection diagnosis.