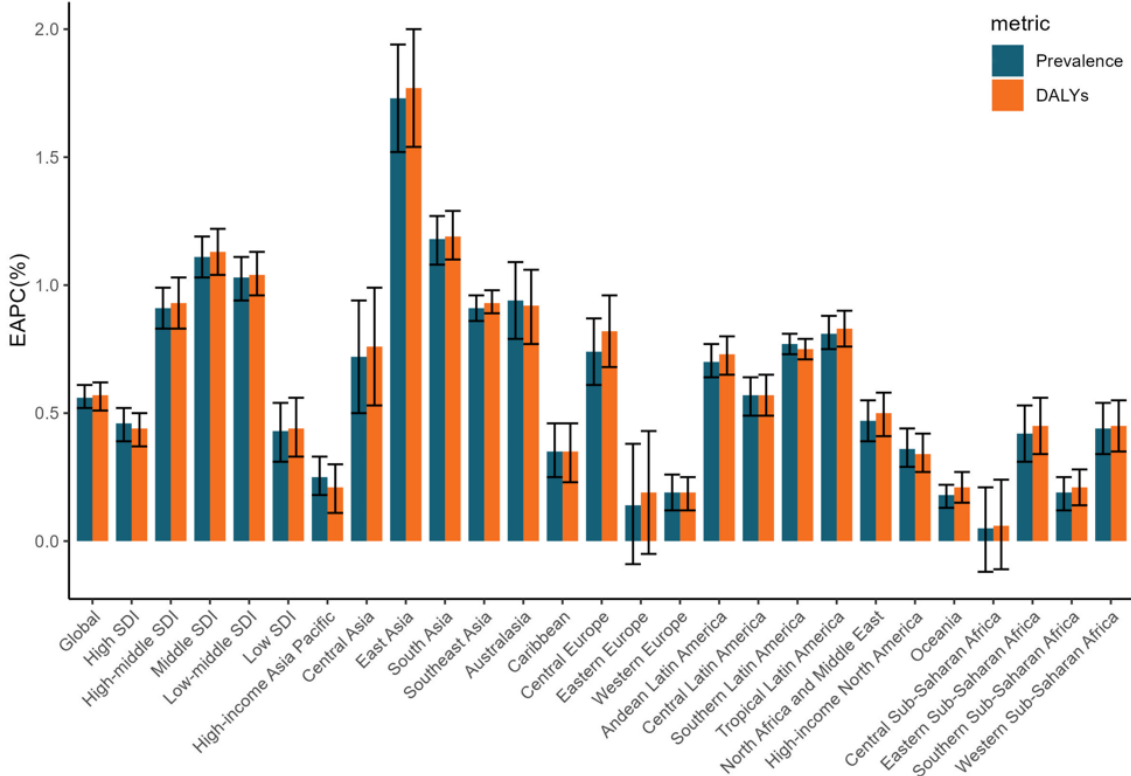
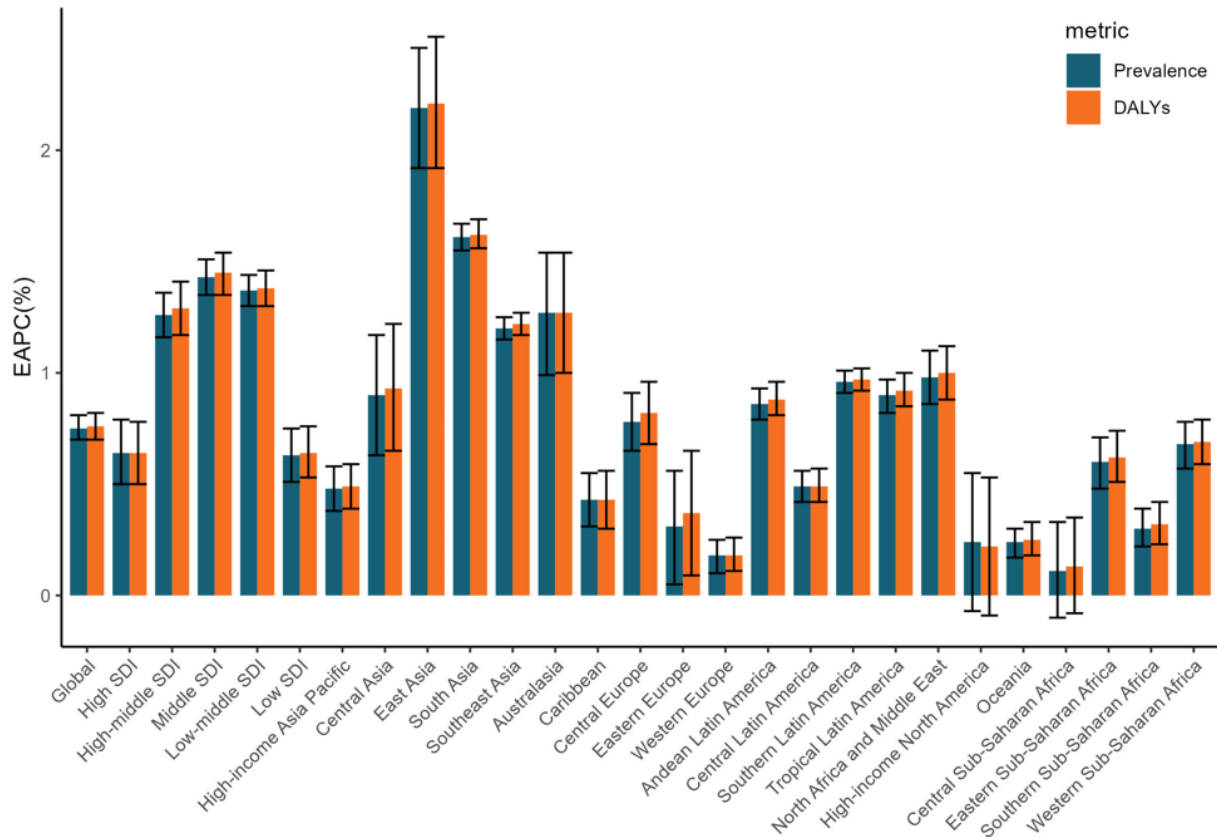


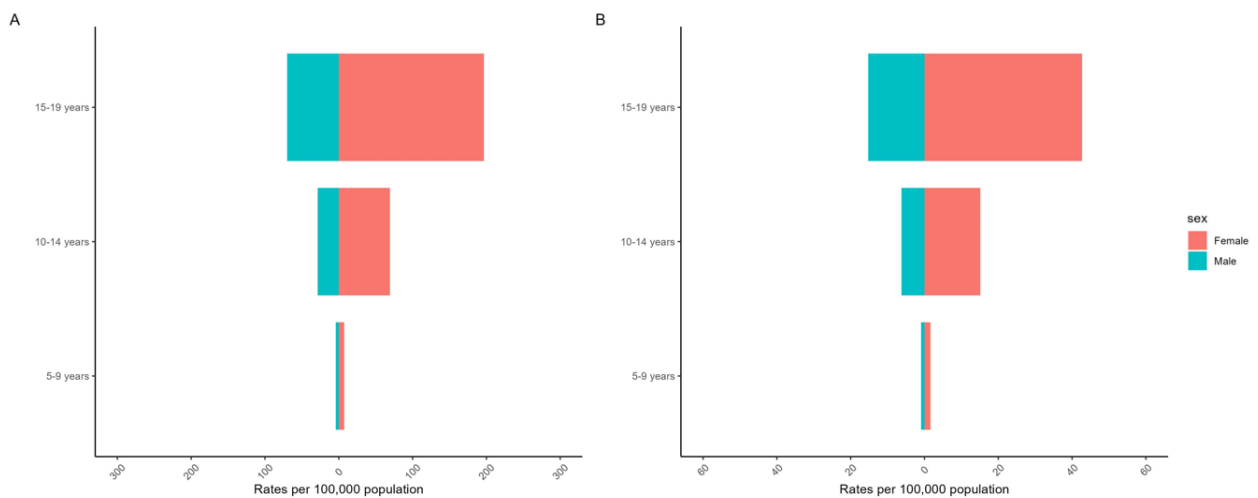
Supplementary material



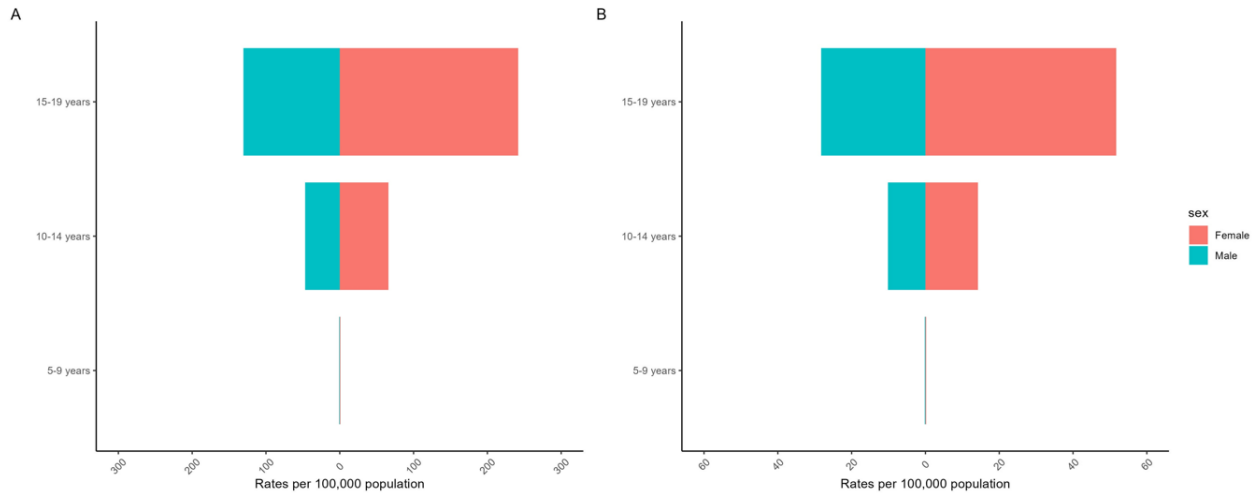
Supplementary Figure 1 EAPC of prevalence and DALYs for anorexia nervosa at the global and regional levels. EAPC, estimated annual percentage change; DALYs, disability-adjusted life years.



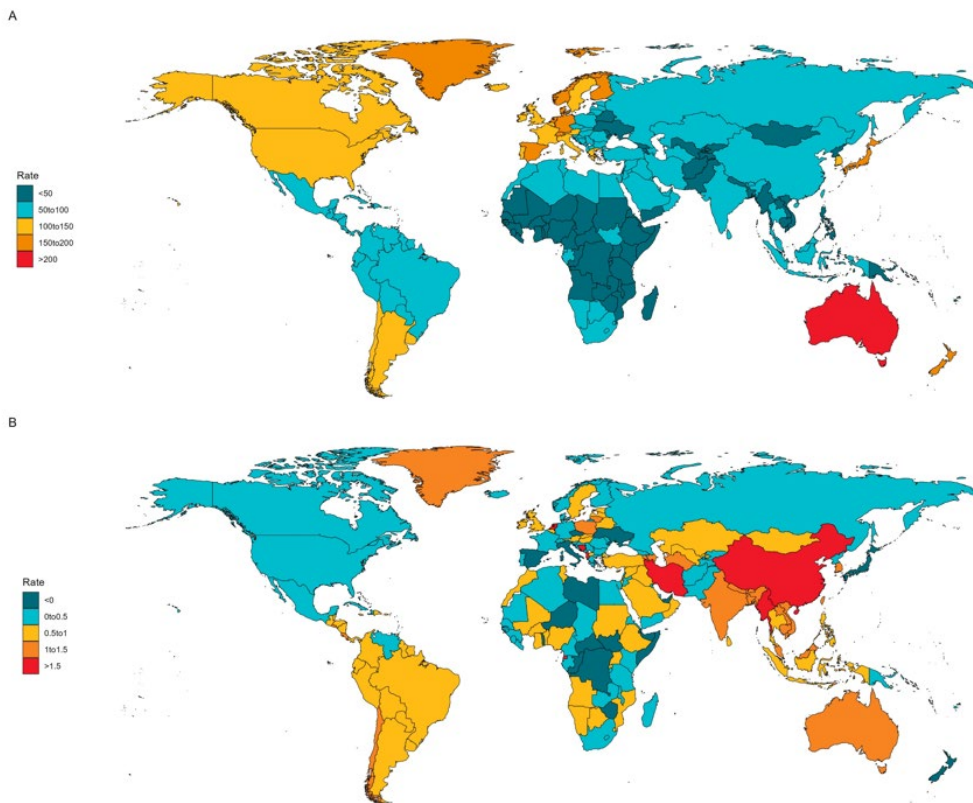
Supplementary Figure 2 EAPC of prevalence and DALYs for bulimia nervosa at the global and regional levels. EAPC, estimated annual percentage change; DALYs, disability-adjusted life years.



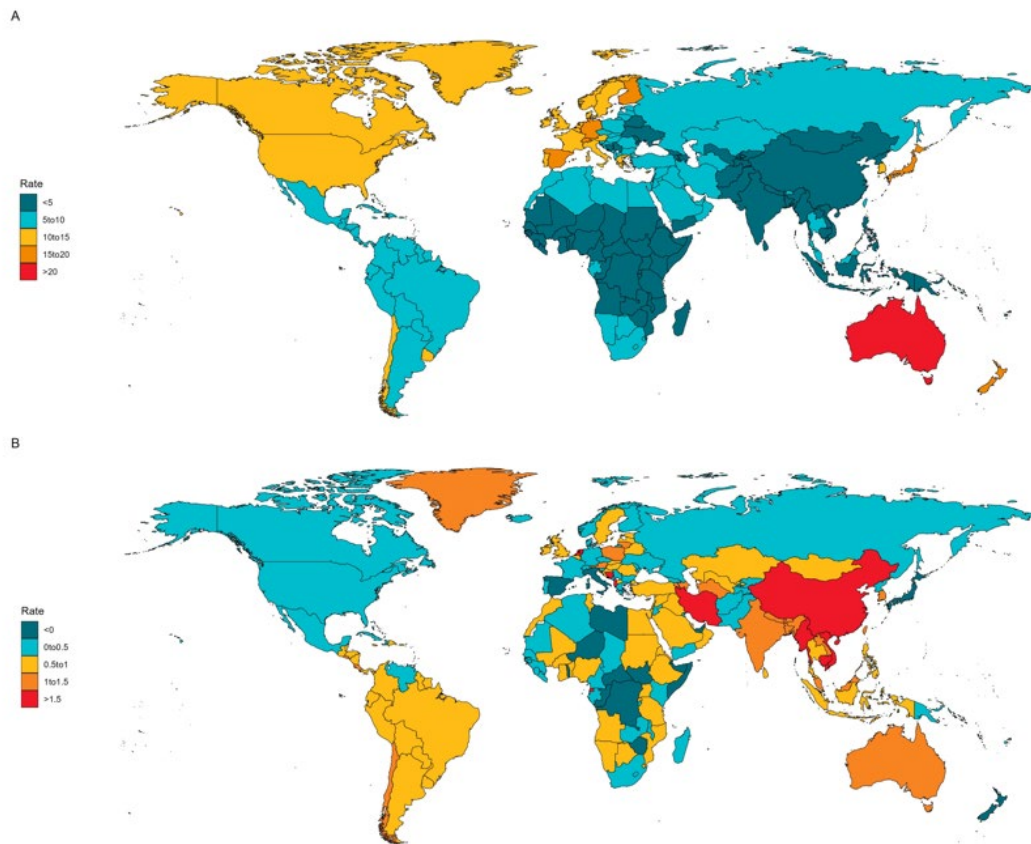
Supplementary Figure 3 Prevalence rates A and DALYs rates B of anorexia nervosa in different age groups globally. DALYs disability-adjusted life years.



Supplementary Figure 4 Prevalence rates A and DALYs rates B of bulimia nervosa in different age groups globally. DALYs disability-adjusted life years.

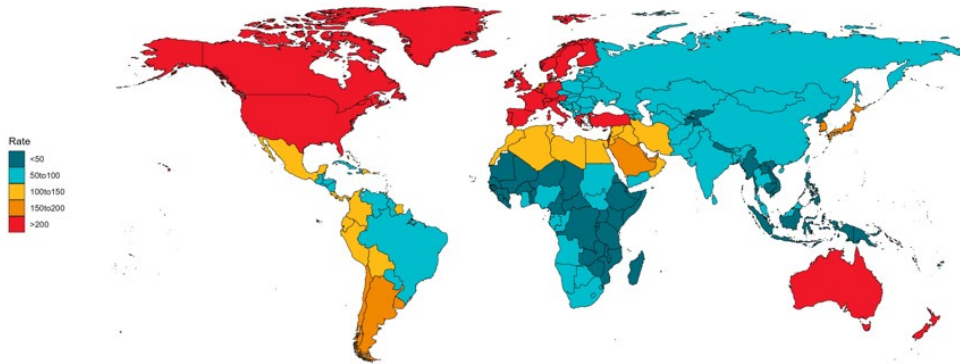


Supplementary Figure 5 Prevalence rates in 2019 A and the estimated annual percentage change of prevalence rates from 1990 to 2019 B of anorexia nervosa in 204 countries or territories.

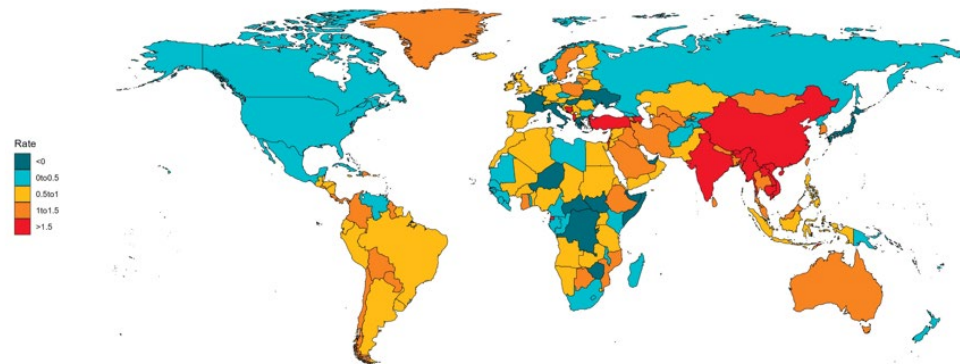


Supplementary Figure 6 DALY rates in 2019 A and the estimated annual percentage change of DALY rates from 1990 to 2019 B of anorexia nervosa in 204 countries or territories. DALYs disability-adjusted life years.

A

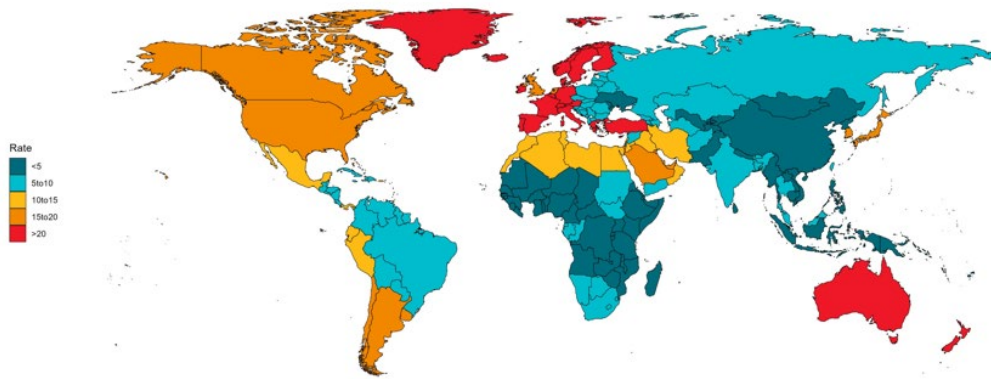


B

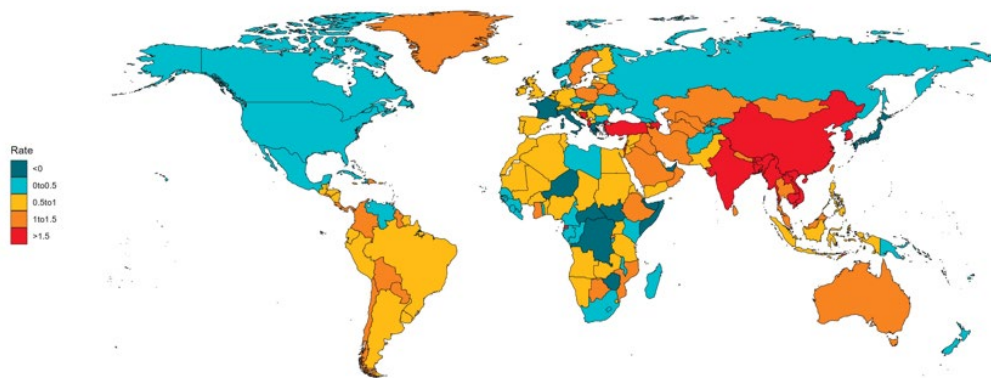


Supplementary Figure 7 Prevalence rates in 2019 A and the estimated annual percentage change of prevalence rates from 1990 to 2019 B of bulimia nervosa in 204 countries or territories.

A



B



Supplementary Figure 8 DALY rates in 2019 A and the estimated annual percentage change of DALY rates from 1990 to 2019 B of bulimia nervosa in 204 countries or territories. DALYs disability-adjusted life years.

Supplementary Table 1 Rates of prevalence and disability-adjusted life-years of Anorexia nervosa in 2019 and their temporal trend from 1990 to 2019 at global and regional levels

	Prevalence (95% UI)			DALYs (95% UI)		
	Rate in 1990 (per 1 00 000 population)	Rate in 2019 (per 1 00 000 population)	EAPC (1990-2019)	Rate in 1990(per 1 00 000 population)	Rate in 2019 (per 1 00 000 population)	EAPC (1990-2019)
Global	53.36 (34.86-79.1)	60.67 (39.31-89.93)	0.56 (0.52-0.61)	4.99 (2.78-8.35)	5.66 (3.15-9.62)	0.57 (0.51-0.62)
Sex						
Male	29.1(18.34-44.02)	33.52(21.27-50.89)	0.6(0.55-0.65)	2.73(1.49-4.66)	3.13(1.72-5.35)	0.60(0.55-0.66)
Female	78.74(51.88-116.02)	89.51(58.45-131.25)	0.57(0.52-0.61)	7.37(4.09-12.28)	8.34(4.61-14.05)	0.57(0.52-0.62)
Socio-demographic index						
High SDI	128.33 (86.17-185.8)	142.48 (95.27-204.14)	0.46 (0.39-0.52)	12.09 (6.94-19.68)	13.34 (7.6-21.59)	0.44 (0.37-0.5)
High-middle SDI	60.3 (39.4-89.53)	73.63 (47.88-108.83)	0.91 (0.83-0.99)	5.68 (3.15-9.57)	6.92 (3.81-11.71)	0.93 (0.83-1.03)
Middle SDI	44.18 (28.07-67.12)	57.45 (36.66-87.28)	1.11 (1.03-1.19)	4.14 (2.25-7.08)	5.37 (2.92-9.24)	1.13 (1.04-1.22)
Low-middle SDI	37.68 (24.04-56.95)	49.67 (31.89-74.98)	1.03 (0.94-1.11)	3.49 (1.91-5.99)	4.61 (2.51-7.76)	1.04 (0.96-1.13)
Low SDI	33.95 (21.63-51.49)	38.56 (24.74-57.88)	0.43 (0.31-0.54)	3.13 (1.72-5.28)	3.56 (1.96-6.07)	0.44 (0.33-0.56)
Region						
High-income Asia Pacific	137.92 (91.8-200.62)	149.02 (98.68-216.22)	0.25 (0.18-0.33)	13.23 (7.53-21.68)	14.32 (8.22-23.31)	0.21 (0.11-0.3)
Central Asia	44.37 (28.56-67.23)	46.81 (29.96-70.05)	0.72 (0.5-0.94)	4.16 (2.22-7.24)	4.41 (2.32-7.56)	0.76 (0.53-0.99)
East Asia	37.23 (23.06-58.11)	52.55 (32.7-82.17)	1.73 (1.52-1.94)	3.54 (1.88-6.12)	5.01 (2.68-8.69)	1.77 (1.54-2)
South Asia	35.49 (22.43-53.9)	49.51 (31.67-75.05)	1.18 (1.08-1.27)	3.28 (1.75-5.55)	4.59 (2.47-7.67)	1.19 (1.1-1.29)
Southeast Asia	37.24 (23.58-56.5)	49.25 (31.47-74.83)	0.91 (0.86-0.96)	3.47 (1.87-5.92)	4.6 (2.52-7.87)	0.93 (0.89-0.98)
Australasia	199.12 (130.76-296.38)	243.99 (168.36-341.27)	0.94 (0.79-1.09)	18.64 (9.91-32.03)	22.55 (13.12-36.74)	0.92 (0.77-1.06)
Caribbean	61.11 (39.54-93.53)	62.7 (40.1-93.62)	0.35 (0.25-0.46)	5.69 (3.06-9.57)	5.81 (3.13-9.95)	0.35 (0.23-0.46)
Central Europe	50.07 (31.86-75.16)	59.91 (38.24-89.66)	0.74 (0.61-0.87)	4.63 (2.55-7.94)	5.62 (3.07-9.5)	0.82 (0.68-0.96)

Eastern Europe	57.25 (36.55-86.06)	56.12 (36.03-84.18)	0.14 (-0.09-0.38)	5.46 (3.04-9.24)	5.34 (2.93-8.87)	0.19 (-0.05-0.43)
Western Europe	144.17 (96.87-203.3)	150.53 (99.48-210.82)	0.19 (0.12-0.26)	13.58 (7.9-21.71)	14.13 (8.17-22.58)	0.19 (0.12-0.25)
Andean Latin America	54.2 (35-81.81)	63.92 (41.56-96.55)	0.7 (0.64-0.77)	5.06 (2.6-8.59)	6 (3.21-10.05)	0.73 (0.65-0.8)
Central Latin America	61.06 (39.39-92.36)	70.6 (45.72-106.37)	0.57 (0.49-0.64)	5.68 (3.08-9.68)	6.59 (3.61-11.21)	0.57 (0.49-0.65)
Southern Latin America	87.3 (56.8-129.77)	106.08 (70.35-154.1)	0.77 (0.73-0.81)	8.14 (4.38-13.43)	9.9 (5.37-16.79)	0.75 (0.71-0.79)
Tropical Latin America	76.68 (49.98-113.61)	93.6 (60.92-138.66)	0.81 (0.75-0.88)	7.09 (3.87-11.87)	8.65 (4.71-14.52)	0.83 (0.76-0.9)
North Africa and Middle East	54.61 (35.58-82.08)	60.92 (39.92-91.86)	0.47 (0.39-0.55)	5.06 (2.75-8.5)	5.67 (3.08-9.54)	0.5 (0.41-0.58)
High-income North America	135.46 (89.61-196.01)	147.29 (96.18-214.61)	0.36 (0.29-0.44)	12.62 (7.03-20.74)	13.56 (7.52-22.35)	0.34 (0.27-0.42)
Oceania	36.35 (22.79-55.39)	37.9 (23.83-58.62)	0.18 (0.13-0.22)	3.36 (1.74-5.76)	3.52 (1.87-6.08)	0.21 (0.15-0.27)
Central Sub-Saharan Africa	36.38 (23.19-55.62)	36.3 (23.4-54.4)	0.05 (-0.12-0.21)	3.35 (1.76-5.87)	3.37 (1.77-5.76)	0.06 (-0.11-0.24)
Eastern Sub-Saharan Africa	32.72 (20.79-49.65)	37.33 (23.89-56.43)	0.42 (0.31-0.53)	3.02 (1.61-5.13)	3.47 (1.86-5.8)	0.45 (0.34-0.56)
Southern Sub-Saharan Africa	51.16 (32.66-77.57)	53.22 (33.86-79.53)	0.19 (0.12-0.25)	4.76 (2.57-8.11)	4.94 (2.65-8.37)	0.21 (0.14-0.28)
Western Sub-Saharan Africa	37.83 (24.14-57.26)	42.59 (27.34-63.96)	0.44 (0.34-0.54)	3.5 (1.91-5.85)	3.94 (2.17-6.74)	0.45 (0.35-0.55)

Supplementary Table 2 Rates of prevalence and disability-adjusted life-years of Bulimia nervosa in 2019 and their temporal trend from 10 to 299019 at global and regional levels

	Prevalence (95% UI)			DALYs (95% UI)		
	Rate in 1990 (per 1 00 000 population)	Rate in 2019 (per 1 00 000 population)	EAPC (1990-2019)	Rate in 1990(per 1 00 000 population)	Rate in 2019 (per 1 00 000 population)	EAPC (1990-2019)
Global	65.29 (35.91-112.75)	78.81 (43.27-136.07)	0.75 (0.7-0.81)	6.03 (2.91-11.14)	7.26 (3.51-13.6)	0.76 (0.7-0.82)
Sex						
Male	46.89(25.64-80.24)	58.05(31.68-99.57)	0.88(0.82-0.93)	4.36(2.06-7.94)	5.38(2.56-10.0)	0.89(0.82-0.96)
Female	84.56(45.75-149.31)	100.85(54.19-179.09)	0.69(0.63-0.75)	7.78(3.78-14.65)	9.26(4.52-17.49)	0.7(0.63-0.77)
Socio-demographic index						
High SDI	173.34 (95.5-305.04)	208.17 (113.59-366.2)	0.64 (0.5-0.79)	16.01 (7.71-30.13)	19.11 (9.34-35.53)	0.64 (0.5-0.78)
High-middle SDI	81.89 (45.55-139.13)	109.09 (61.27-184.95)	1.26 (1.16-1.36)	7.57 (3.66-13.99)	10.1 (4.9-18.45)	1.29 (1.17-1.41)
Middle SDI	50.42 (27.54-87.4)	72.05 (39.17-125.24)	1.43 (1.35-1.51)	4.68 (2.2-8.86)	6.66 (3.15-12.6)	1.45 (1.35-1.54)
Low-middle SDI	40.5 (22.02-70.13)	58.7 (32.01-100.87)	1.37 (1.3-1.44)	3.73 (1.78-7.02)	5.4 (2.57-10.12)	1.38 (1.3-1.46)
Low SDI	36.43 (19.64-62.94)	43.69 (23.79-75.77)	0.63 (0.51-0.75)	3.34 (1.57-6.21)	4.01 (1.92-7.5)	0.64 (0.53-0.76)
High-income Asia Pacific	149.58 (81.6-264.89)	173.96 (93.89-307.12)	0.48 (0.38-0.58)	13.88 (6.5-26.57)	16.16 (7.66-30.9)	0.49 (0.39-0.59)
Central Asia	49.93 (26.87-86.76)	53.91 (29.26-92.72)	0.9 (0.63-1.17)	4.63 (2.17-8.66)	5 (2.37-9.36)	0.93 (0.65-1.22)
East Asia	33.14 (17.77-57.11)	52.58 (28.57-90.8)	2.19 (1.92-2.46)	3.12 (1.48-5.86)	4.92 (2.34-9.32)	2.21 (1.92-2.51)
South Asia	36.97 (20.05-63.66)	58.05 (31.56-99.69)	1.61 (1.55-1.67)	3.4 (1.63-6.4)	5.34 (2.53-10.03)	1.62 (1.56-1.69)
Southeast Asia	33.51 (18.09-57.53)	47.69 (26.27-82.69)	1.2 (1.15-1.25)	3.09 (1.43-5.84)	4.41 (2.08-8.25)	1.22 (1.17-1.27)
Australasia	337.15 (185.6-612.55)	402.81 (258.27-632.07)	1.27 (0.99-1.54)	31.05 (14.5-60.97)	36.9 (19.96-64.25)	1.27 (1-1.54)
Caribbean	85.77 (47.11-150.09)	88.57 (49.2-154.72)	0.43 (0.31-0.55)	7.93 (3.72-15)	8.18 (3.84-15.92)	0.43 (0.3-0.56)
Central Europe	68.25 (37.3-118.2)	82.15 (44.64-143.47)	0.78 (0.65-0.91)	6.27 (2.98-11.93)	7.58 (3.5-14.44)	0.82 (0.68-0.96)
Eastern Europe	62.94 (34.4-108.82)	63.58 (34.36-109.33)	0.31 (0.05-0.56)	5.83 (2.78-10.97)	5.91 (2.81-11.09)	0.37 (0.09-0.65)
Western Europe	240.28 (140.5-409.48)	252.53 (136.21-440.53)	0.18 (0.1-0.25)	22.14 (11.12-41.1)	23.16 (10.95-42.99)	0.18 (0.11-0.26)

Andean Latin America	101.73 (55.35-179.56)	128.72 (71.5-226.43)	0.86 (0.79-0.93)	9.37 (4.42-17.94)	11.91 (5.78-22.36)	0.88 (0.81-0.96)
Central Latin America	88.77 (48.86-154.55)	102.04 (57.35-178.16)	0.49 (0.42-0.56)	8.2 (3.98-15.62)	9.43 (4.49-18.04)	0.49 (0.42-0.57)
Southern Latin America	134.18 (72.68-241.64)	171.66 (92.9-298.17)	0.96 (0.91-1.01)	12.35 (5.79-23.36)	15.95 (7.48-30.2)	0.97 (0.92-1.02)
Tropical Latin America	76.42 (41.98-131.23)	96.16 (52.99-167.08)	0.9 (0.82-0.97)	6.99 (3.29-13.49)	8.83 (4.29-16.64)	0.92 (0.85-1)
North Africa and Middle East	95.8 (52.04-169.16)	120.67 (68.43-206.69)	0.98 (0.86-1.1)	8.82 (4.13-16.66)	11.12 (5.44-20.58)	1 (0.88-1.12)
High-income North America	182.52 (98.31-328.5)	211.9 (113.32-384.39)	0.24 (-0.07-0.55)	16.82 (8.01-32.15)	19.32 (9.11-37.15)	0.22 (-0.09-0.53)
Oceania	33.74 (18.32-58.2)	35.98 (19.13-61.47)	0.24 (0.17-0.3)	3.1 (1.36-5.87)	3.32 (1.44-6.24)	0.25 (0.18-0.33)
Central Sub-Saharan Africa	39.45 (21.35-67)	39.82 (21.31-68.74)	0.11 (-0.1-0.33)	3.6 (1.66-6.77)	3.64 (1.67-6.92)	0.13 (-0.08-0.35)
Eastern Sub-Saharan Africa	33.5 (18.2-57.88)	40.36 (21.78-69.77)	0.6 (0.48-0.71)	3.07 (1.44-5.69)	3.72 (1.74-6.9)	0.62 (0.51-0.74)
Southern Sub-Saharan Africa	60.11 (32.98-104.19)	63.98 (34.85-110.98)	0.3 (0.22-0.39)	5.53 (2.56-10.38)	5.9 (2.83-10.94)	0.32 (0.23-0.42)
Western Sub-Saharan Africa	40.13 (21.75-69.9)	47.98 (26.41-82.88)	0.68 (0.57-0.78)	3.68 (1.78-6.9)	4.4 (2.07-8.17)	0.69 (0.59-0.79)

Supplementary Table 3 Rates of prevalence and disability-adjusted life-years of eating disorders in 2019 and their temporal trend from 1990 to 2019 at national levels

	Prevalence (95% UI)			DALYs (95% UI)		
	Rate in 1990 (per 1 00 000 population)	Rate in 2019 (per 1 00 000 population)	EAPC (1990-2019)	Rate in 1990(per 1 00 000 population)	Rate in 2019 (per 1 00 000 population)	EAPC (1990-2019)
Afghanistan	117.63 (74.29-177.33)	103.39 (66-156.87)	0.3 (-0.33-0.93)	10.83 (5.92-18.23)	9.68 (5.3-16)	0.31 (-0.3-0.93)
Albania	90.55 (56.69-138.57)	129.69 (82.17-198.51)	1.85 (1.64-2.07)	8.52 (4.57-14.39)	12.29 (6.71-20.67)	1.85 (1.64-2.06)
Algeria	158.82 (101.01-250.63)	168.86 (107.5-268.29)	0.53 (0.28-0.77)	14.9 (7.88-26.13)	15.87 (8.28-27.03)	0.57 (0.34-0.81)
American Samoa	110.26 (71.82-166.94)	115.32 (73-171.32)	0.27 (0.09-0.44)	10.52 (5.71-17.58)	10.86 (5.85-18.09)	0.21 (0.03-0.38)
Andorra	437.13 (295.26-666.93)	458.48 (302.64-700.81)	0.08 (-0.05-0.21)	40.56 (22.15-66.4)	42.39 (23.17-70.54)	0.06 (-0.06-0.19)
Angola	83.67 (53-125.18)	96.3 (62.17-145.48)	0.67 (0.54-0.81)	7.87 (4.18-13.17)	9.12 (5-15.17)	0.72 (0.58-0.86)
Antigua and Barbuda	172.13 (109.77-265.42)	216.3 (141.43-331.79)	0.85 (0.77-0.94)	16.18 (8.76-28.09)	20.25 (10.92-34.08)	0.82 (0.73-0.9)
Argentina	216.6 (143.06-331.47)	269.55 (173.36-410.15)	0.75 (0.69-0.8)	20.26 (10.91-33.91)	25.35 (13.63-42.92)	0.74 (0.68-0.8)
Armenia	87.34 (55.24-131.22)	99.54 (63.4-150.76)	1.23 (0.84-1.61)	8.33 (4.5-13.6)	9.49 (5.22-15.72)	1.28 (0.89-1.67)
Australia	545.26 (364.03-852.18)	680.23 (486.3-951.46)	1.28 (1.02-1.53)	50.92 (27.83-87.91)	62.98 (37.01-100.22)	1.27 (1.02-1.53)
Austria	372.86 (244.54-579.72)	443.32 (296.32-676.42)	0.88 (0.75-1.01)	35.18 (19.44-58.81)	42.06 (23.3-69.94)	0.95 (0.81-1.09)
Azerbaijan	102.84 (66.52-151.59)	113.21 (73.57-169.69)	1.41 (0.95-1.86)	9.81 (5.38-15.92)	10.77 (5.78-17.97)	1.42 (0.94-1.89)
Bahamas	211.55 (140.57-326.21)	222.43 (148.09-341.87)	0.29 (0.19-0.4)	19.9 (11.05-34.2)	20.64 (11.22-34.45)	0.27 (0.16-0.37)
Bahrain	207.81 (131.73-320.59)	263.15 (166.52-409.36)	0.68 (0.56-0.79)	19.48 (10.22-32.66)	24.6 (13.09-42.18)	0.67 (0.54-0.8)
Bangladesh	68.04 (42.06-103.98)	100.57 (64.11-152.74)	1.4 (1.29-1.52)	6.49 (3.41-10.76)	9.49 (5.19-16.12)	1.37 (1.25-1.49)
Barbados	181.95 (116.75-282.93)	194.31 (126.13-294.41)	0.21 (0.14-0.28)	17.08 (9.2-29.23)	18.17 (9.82-30.08)	0.2 (0.13-0.27)
Belarus	94.5 (58.71-139.23)	105.18 (68.71-153.92)	0.85 (0.55-1.16)	9 (4.79-14.69)	10.05 (5.68-16.68)	0.92 (0.62-1.23)
Belgium	330.52 (218.63-508.54)	372.65 (257.19-557.99)	0.57 (0.49-0.66)	31.16 (16.99-51.9)	34.82 (19.95-57.24)	0.59 (0.5-0.67)
Belize	118.18 (74.23-180.66)	159.11 (100.03-248.21)	0.87 (0.81-0.93)	11.15 (5.97-18.47)	14.85 (7.97-24.92)	0.84 (0.78-0.89)
Benin	63.46 (39.94-93.46)	77.07 (47.91-117.5)	0.72 (0.7-0.75)	6.06 (3.27-10)	7.33 (3.9-12.31)	0.71 (0.68-0.74)

Bermuda	232.84 (150.95-358.41)	264 (172.66-400.76)	0.69 (0.57-0.81)	21.85 (11.78-38.02)	24.47 (13.16-40.97)	0.67 (0.55-0.8)
Bhutan	81.92 (51.91-123.54)	126.28 (81.91-190.35)	1.64 (1.58-1.7)	7.72 (4.12-12.8)	11.86 (6.55-19.5)	1.65 (1.59-1.71)
Bolivia (Plurinational State of)	124.97 (80.35-197.37)	159.67 (102.26-254.16)	1.05 (0.97-1.13)	11.7 (6.28-20.05)	15.1 (8.17-26.42)	1.07 (0.99-1.14)
Bosnia and Herzegovina	85.71 (52.76-127.75)	125.61 (78.49-193.05)	1.91 (1.67-2.15)	8.1 (4.37-13.12)	11.89 (6.39-20.1)	1.94 (1.7-2.19)
Botswana	103.22 (65.81-157.31)	137.71 (89.01-204.5)	0.93 (0.82-1.04)	9.69 (5.12-16.38)	12.98 (7.04-21.13)	0.97 (0.87-1.08)
Brazil	152.02 (104.03-220.4)	188.74 (129.92-277.15)	0.87 (0.8-0.94)	14.11 (7.92-23.13)	17.52 (9.85-28.63)	0.88 (0.81-0.95)
Brunei Darussalam	333.15 (227.56-509.11)	361.42 (243.13-535.54)	0.52 (0.46-0.59)	31.44 (17.53-52.08)	34.47 (19.19-55.14)	0.53 (0.47-0.6)
Bulgaria	120.22 (77.18-182.76)	129.56 (82.54-199.59)	0.32 (0.16-0.48)	11.24 (6.13-19.72)	12.16 (6.48-20.22)	0.36 (0.19-0.54)
Burkina Faso	57.98 (35.52-90.5)	72.79 (47.41-110.24)	0.74 (0.71-0.77)	5.47 (2.98-9.21)	6.89 (3.7-11.15)	0.76 (0.74-0.79)
Burundi	60 (37.17-90.54)	59.46 (36.14-92.66)	0.02 (-0.03-0.07)	5.72 (3.09-9.56)	5.64 (3.16-9.53)	0.02 (-0.02-0.06)
Cabo Verde	77.52 (48.76-118.42)	114.74 (75.69-175.37)	1.75 (1.54-1.96)	7.4 (3.91-12.17)	10.82 (6.08-17.84)	1.73 (1.53-1.93)
Cambodia	49.8 (30.7-76.72)	74.1 (46.85-113.86)	1.71 (1.58-1.84)	4.75 (2.51-7.77)	7.04 (3.85-11.47)	1.73 (1.6-1.86)
Cameroon	84.17 (52.47-126.61)	89.6 (58.49-139.4)	0.18 (0.1-0.27)	7.96 (4.27-13.29)	8.45 (4.55-14.01)	0.2 (0.12-0.28)
Canada	330.02 (218.43-505.88)	347.15 (228.06-540.78)	0.39 (0.27-0.52)	30.82 (17-52.19)	32.3 (17.85-53.03)	0.4 (0.28-0.53)
Central African Republic	65.54 (41.41-99.49)	62.32 (38.05-94.36)	-0.08 (-0.12--0.03)	6.18 (3.43-10.35)	5.88 (3.13-9.88)	-0.07 (-0.12--0.03)
Chad	63.31 (39.79-96.82)	73.71 (46.08-108.58)	0.56 (0.45-0.68)	6.02 (3.26-10.17)	6.99 (3.77-11.55)	0.55 (0.44-0.66)
Chile	221.72 (144.74-340.73)	288.23 (191.01-446.08)	1.31 (1.15-1.46)	20.96 (11.58-35.01)	27.04 (14.91-44.93)	1.29 (1.14-1.44)
China	68.09 (45.29-101.14)	102.77 (68.78-152.8)	2.03 (1.77-2.29)	6.6 (3.59-10.62)	9.92 (5.56-16.13)	2.04 (1.76-2.31)
Colombia	136.79 (88.54-209.69)	178.07 (115.54-269.8)	0.97 (0.82-1.12)	12.92 (6.97-21.5)	16.76 (8.96-28.35)	0.95 (0.8-1.11)
Comoros	75.83 (46.78-114.28)	78.65 (50.53-118.04)	0.14 (0.06-0.22)	7.15 (3.88-11.75)	7.42 (4-12.26)	0.14 (0.06-0.22)
Congo	97.54 (63.49-144.62)	99.26 (63.53-148.5)	-0.01 (-0.04-0.02)	9.17 (4.74-15.25)	9.33 (5.06-15.32)	0.02 (-0.01-0.04)
Cook Islands	104.58 (66.75-159.23)	130.97 (83.93-195.33)	0.83 (0.78-0.89)	9.92 (5.3-16.65)	12.31 (6.55-20.28)	0.79 (0.74-0.84)

Costa Rica	133.24 (85.5-202.38)	178.98 (116.58-272.3)	1.22 (1.13-1.31)	12.58 (7.1-20.83)	16.85 (9.22-27.97)	1.23 (1.15-1.31)
Croatia	131.14 (83.67-201.21)	142.99 (91.15-222.07)	0.56 (0.48-0.64)	12.34 (6.54-20.96)	13.46 (7.28-22.71)	0.6 (0.51-0.68)
Cuba	172.88 (112.49-268.06)	157.88 (101.39-238.07)	0.47 (0.1-0.84)	16.47 (9-27.35)	14.98 (8.24-25.04)	0.45 (0.05-0.84)
Cyprus	284.5 (189.95-429.14)	344.69 (230.37-528.13)	0.94 (0.68-1.19)	26.55 (14.26-44.61)	32.18 (17.65-53.54)	0.96 (0.72-1.21)
Czechia	145.51 (93.39-226.28)	145.79 (94.47-219.46)	-0.02 (-0.26- 0.22)	13.53 (7.29-23.25)	13.64 (7.5-23.64)	0.02 (-0.22- 0.27)
Côte d'Ivoire	83.78 (52.73-125.7)	88.72 (56.07-133.08)	-0.01 (-0.1- 0.09)	7.93 (4.29-13.17)	8.39 (4.43-14.02)	0.01 (-0.08-0.1)
Democratic People's Republic of Korea	70.91 (44.92-109.31)	69.27 (43.38-105.13)	0.33 (0.07-0.59)	6.83 (3.73-11.24)	6.67 (3.62-10.86)	0.31 (0.05-0.57)
Democratic Republic of the Congo	69.22 (43.07-104.01)	63.22 (39.33-95.92)	-0.33 (-0.59-- 0.07)	6.5 (3.55-10.72)	5.96 (3.1-9.88)	-0.31 (-0.57-- 0.05)
Denmark	393.91 (262.29-603.44)	423.37 (286.63-661.12)	0.39 (0.17-0.61)	36.44 (19.77-61.25)	39.22 (22.28-65.34)	0.36 (0.14-0.58)
Djibouti	88.43 (55.81-134.5)	86.03 (54.26-128.26)	-0.1 (-0.15-- 0.04)	8.35 (4.51-13.73)	8.17 (4.32-13.57)	-0.05 (-0.09-0)
Dominica	140.94 (91.43-221.33)	172.67 (112.23-261.2)	0.81 (0.75-0.87)	13.21 (7.19-22.74)	16.12 (8.74-26.92)	0.8 (0.74-0.86)
Dominican Republic	137.64 (86.76-210.46)	176.62 (116.53-270.18)	1.06 (0.95-1.17)	12.93 (6.93-21.61)	16.63 (9.33-28.27)	1.05 (0.94-1.16)
Ecuador	163.64 (104.89-259.44)	197.77 (126.95-314.94)	0.68 (0.57-0.78)	15.3 (8.21-25.79)	18.56 (10.32-31.58)	0.68 (0.58-0.78)
Egypt	135.47 (85.53-212.19)	164.89 (103.55-254.55)	0.69 (0.53-0.85)	12.66 (6.73-21.29)	15.45 (8.07-26.01)	0.73 (0.57-0.89)
El Salvador	116.08 (76.25-176.21)	152.46 (97.18-232.1)	1.16 (0.95-1.37)	10.8 (5.92-17.87)	14.43 (7.77-24.24)	1.18 (0.98-1.38)
Equatorial Guinea	66.05 (41.07-98.64)	161.15 (103.54-243.13)	4.05 (3.61-4.49)	6.22 (3.3-10.11)	15.08 (8.18-25.21)	4.04 (3.6-4.49)
Eritrea	60.68 (38.03-91.25)	75.88 (47.14-114.76)	0.58 (0.46-0.69)	5.69 (3.04-9.25)	7.18 (3.92-11.92)	0.61 (0.5-0.73)
Estonia	120.3 (78.33-181.45)	137.6 (90.16-206.27)	0.8 (0.41-1.19)	11.76 (6.48-19.01)	13.15 (7.29-20.99)	0.76 (0.35-1.16)
Eswatini	96.72 (61.67-148.34)	118.91 (74.51-177.17)	0.74 (0.65-0.82)	9.16 (4.97-15.4)	11.22 (6.18-18.66)	0.74 (0.66-0.81)
Ethiopia	53.41 (35.06-78.15)	71.73 (47.38-106.39)	0.95 (0.73-1.17)	5.09 (2.84-8.07)	6.82 (3.79-10.94)	0.96 (0.74-1.18)
Fiji	77.97 (50.07-118.98)	88.76 (55.65-132.75)	0.41 (0.31-0.51)	7.38 (3.91-12.52)	8.4 (4.37-14.31)	0.44 (0.35-0.53)

Finland	378.56 (257.65-560.11)	428.75 (291.53-630.58)	0.51 (0.36-0.65)	35.11 (19.84-58.29)	39.73 (22.76-64.94)	0.52 (0.37-0.66)
France	390.58 (263.99-585.03)	397.39 (267.59-602.77)	0.07 (0-0.13)	36.82 (21.38-60.13)	36.97 (20.78-62.06)	0.04 (-0.03-0.1)
Gabon	131.68 (86.19-192.41)	143.73 (89.51-213.88)	0.3 (0.26-0.35)	12.34 (6.71-20.51)	13.45 (7.13-22.26)	0.29 (0.24-0.34)
Gambia	71.77 (45.49-109.32)	78.7 (50.14-116.79)	0.23 (0.18-0.28)	6.79 (3.77-11.38)	7.4 (4.06-12.4)	0.23 (0.18-0.27)
Georgia	110.58 (70.98-166.11)	99.7 (66.28-149.67)	0.38 (0.06-0.7)	10.5 (5.58-17.54)	9.54 (5.25-15.92)	0.42 (0.09-0.76)
Germany	331.49 (230.21-490.41)	383.85 (259.97-570.02)	0.7 (0.56-0.83)	31.15 (17.92-51.52)	36.05 (19.92-58.52)	0.71 (0.57-0.85)
Ghana	71.91 (46.45-110.44)	96.49 (63.32-144.35)	1.04 (0.97-1.11)	6.83 (3.65-11.29)	9.1 (4.95-14.92)	1.02 (0.95-1.09)
Greece	371.22 (252.08-540.48)	377.64 (250.36-558.46)	-0.18 (-0.38-0.03)	34.41 (19.46-55.72)	34.91 (19.61-58.93)	-0.16 (-0.37-0.06)
Greenland	326.57 (216-500.21)	397.56 (265.35-608.25)	1.23 (1.03-1.43)	30.4 (16.53-49.71)	36.79 (19.68-62.87)	1.23 (1.03-1.43)
Grenada	126.17 (82.17-193.93)	181.89 (115.48-282.11)	1.27 (1.15-1.38)	11.91 (6.5-19.81)	17.08 (9.26-28.93)	1.25 (1.14-1.36)
Guam	143.45 (93.55-216.68)	143.56 (93.89-212.16)	0.4 (0.23-0.57)	13.7 (7.5-22.67)	13.57 (7.47-22.13)	0.38 (0.21-0.55)
Guatemala	113.63 (72.12-170.01)	145.43 (94.64-228.79)	0.9 (0.79-1)	10.64 (5.72-17.76)	13.7 (7.46-22.85)	0.91 (0.81-1.01)
Guinea	67.1 (42.16-100.78)	71.91 (45.69-108.46)	0.23 (0.18-0.28)	6.38 (3.38-10.89)	6.82 (3.57-11.27)	0.22 (0.17-0.26)
Guinea-Bissau	66.97 (41.15-103.08)	72.21 (46.44-111.62)	0.18 (0.13-0.23)	6.35 (3.38-10.22)	6.84 (3.76-11.74)	0.19 (0.15-0.23)
Guyana	119.62 (76.74-181.46)	151.85 (96.79-234.91)	1.09 (0.81-1.38)	11.12 (6.08-18.44)	14.23 (7.65-23.84)	1.07 (0.78-1.35)
Haiti	94.28 (61.26-143.53)	98.27 (65.03-150.68)	0.13 (0.04-0.22)	8.81 (4.81-14.56)	9.16 (4.96-15.24)	0.14 (0.04-0.23)
Honduras	100.93 (64.57-154.19)	130.3 (84.77-199.35)	0.89 (0.84-0.94)	9.53 (5.16-16.14)	12.29 (6.52-20.16)	0.88 (0.83-0.94)
Hungary	143.15 (92.53-216.24)	153.42 (101.64-234.51)	0.16 (0.04-0.27)	13.2 (7.29-21.77)	14.47 (7.96-23.6)	0.22 (0.1-0.33)
Iceland	334.1 (220.8-503.87)	387.02 (257.7-596.2)	0.67 (0.56-0.78)	31.2 (17.23-51.33)	35.91 (19.88-60.44)	0.66 (0.55-0.77)
India	69.74 (47.66-102.94)	108.22 (72.96-160.76)	1.58 (1.52-1.65)	6.61 (3.72-10.78)	10.16 (5.61-16.49)	1.56 (1.49-1.63)
Indonesia	70.88 (47.57-103.29)	96.75 (64.91-141.85)	0.8 (0.66-0.94)	6.74 (3.75-11.04)	9.17 (5.1-14.82)	0.8 (0.67-0.93)
Iran (Islamic Republic of)	154.23 (103.32-234.3)	210.42 (141.11-316.79)	1.4 (1-1.8)	14.52 (7.91-23.89)	19.69 (10.76-32.23)	1.44 (1.05-1.84)
Iraq	162.76 (102.96-252.85)	183.46 (115.25-288.06)	0.97 (0.65-1.29)	15.22 (8.07-25.97)	17.16 (9.05-28.94)	0.96 (0.63-1.28)
Ireland	272.01 (180.86-407)	370.6 (248.73-563.69)	0.77 (0.57-0.97)	25.22 (13.99-41.81)	34.3 (19.15-58.26)	0.79 (0.58-1.01)
Israel	212.25 (136.86-327.87)	303.69 (193.16-471.73)	1.4 (1.25-1.55)	19.83 (10.82-33.54)	28.38 (14.91-48.48)	1.4 (1.25-1.55)

Italy	554.04 (364.02-871.07)	453.18 (301.95-701.39)	-1.06 (-1.22-- 0.9)	51.9 (28.37-87.51)	42.01 (23.1-70.09)	-1.1 (-1.25-- 0.95)
Jamaica	140 (92.28-220.08)	160.88 (102.2-244.86)	0.67 (0.57-0.76)	13.16 (7.35-22.08)	15.08 (8.13-25.27)	0.64 (0.54-0.74)
Japan	317.61 (218.66-464.19)	326.17 (226.9-478.26)	-0.06 (-0.12- 0.01)	30.25 (17.14-48.5)	31.09 (17.54-49.83)	-0.09 (-0.17-- 0.01)
Jordan	153.38 (97.27-242.92)	172.62 (108.29-275.35)	0.51 (0.42-0.6)	14.41 (7.68-24.76)	16.13 (8.41-28.13)	0.51 (0.42-0.6)
Kazakhstan	108.36 (70.29-166.82)	117.58 (77.6-176.54)	0.89 (0.56-1.22)	10.27 (5.53-17.3)	11.22 (6.18-18.52)	0.96 (0.62-1.29)
Kenya	76.81 (51.94-114.26)	89.01 (59.74-131.86)	0.31 (0.18-0.43)	7.31 (4.08-11.82)	8.44 (4.62-13.73)	0.31 (0.2-0.43)
Kiribati	60.73 (36.9-92.08)	61.1 (36.71-90.91)	0.16 (0.07-0.25)	5.81 (3.11-9.7)	5.8 (2.97-9.63)	0.16 (0.07-0.24)
Kuwait	232.19 (150.72-359.3)	264.22 (170.28-410.37)	0.62 (0.49-0.76)	21.87 (12.1-37.23)	24.83 (13.31-41.83)	0.62 (0.48-0.75)
Kyrgyzstan	82.98 (52.63-122.77)	76.05 (49.19-114.41)	0.2 (-0.02-0.42)	7.92 (4.25-13.09)	7.31 (3.97-12.09)	0.23 (0.01-0.46)
Lao People's Democratic Republic	56.18 (35.74-84.79)	87.74 (55.7-131.9)	1.7 (1.6-1.79)	5.34 (2.94-8.8)	8.33 (4.48-13.89)	1.68 (1.58-1.77)
Latvia	119.83 (78.4-177.81)	132.25 (86.31-199.34)	0.88 (0.47-1.29)	11.45 (6.36-19.17)	12.51 (6.88-20.64)	0.91 (0.49-1.34)
Lebanon	162.31 (104.21-247.19)	173.04 (112.28-273.77)	0.71 (0.44-0.98)	15.21 (7.92-26.14)	16.24 (8.83-27.6)	0.77 (0.5-1.03)
Lesotho	71.29 (43.47-107.02)	96.14 (59.33-144.6)	0.93 (0.83-1.02)	6.72 (3.4-11.09)	9.06 (4.85-15.07)	0.96 (0.87-1.05)
Liberia	65.33 (41.67-97.21)	66.94 (41.33-103.01)	0.3 (0.1-0.49)	6.11 (3.29-10.08)	6.27 (3.3-10.59)	0.35 (0.16-0.54)
Libya	198.65 (128.44-312.18)	193.26 (122.28-300)	0.01 (-0.14- 0.16)	18.54 (10.03-32.06)	17.96 (9.69-30.39)	-0.01 (-0.17- 0.15)
Lithuania	123.2 (80.4-186.88)	143.69 (94.41-217.37)	1.31 (1.03-1.59)	11.69 (6.49-19.57)	13.67 (7.23-23.38)	1.34 (1.05-1.62)
Luxembourg	377.95 (251.79-573.59)	476.31 (316.31-715.47)	1 (0.94-1.07)	35.55 (19.57-58.71)	44.61 (24.79-72.61)	1 (0.94-1.06)
Madagascar	71.06 (44.23-109.05)	72.87 (45.09-110.96)	0.05 (-0.04- 0.15)	6.7 (3.56-11.05)	6.9 (3.65-11.6)	0.07 (-0.02- 0.17)
Malawi	61.5 (38.02-93.47)	69.39 (43.67-104.14)	0.28 (0.17-0.39)	5.8 (3.16-9.74)	6.53 (3.53-10.65)	0.29 (0.19-0.39)
Malaysia	89.85 (56.85-135.09)	129.88 (84.41-193.24)	1.34 (1.3-1.38)	8.52 (4.67-14.12)	12.31 (6.86-19.87)	1.33 (1.29-1.36)
Maldives	71.54 (44.85-107.21)	101.04 (63.92-152.15)	1.67 (1.36-1.98)	6.84 (3.68-11.24)	9.66 (5.19-16.1)	1.72 (1.42-2.01)

Mali	59.75 (36.6-92.5)	74.01 (47.43-109.32)	0.67 (0.63-0.7)	5.66 (2.99-9.36)	7 (3.73-11.4)	0.67 (0.63-0.7)
Malta	268 (176.79-409.95)	369.67 (250.13-558.08)	1.25 (1.09-1.4)	24.94 (13.83-41.41)	34.47 (19.11-57.14)	1.27 (1.12-1.42)
Marshall Islands	59.96 (37.05-89.59)	73.96 (47.55-111.2)	0.49 (0.37-0.62)	5.73 (3.07-9.33)	7 (3.71-11.41)	0.5 (0.38-0.62)
Mauritania	78.54 (50.78-119.88)	91.13 (57.86-136.91)	0.44 (0.35-0.53)	7.49 (4.04-12.22)	8.58 (4.71-14.23)	0.42 (0.34-0.5)
Mauritius	89.63 (56.18-137.14)	131.47 (86.68-198.32)	1.12 (0.98-1.25)	8.38 (4.43-14.21)	12.36 (6.67-20.25)	1.11 (0.96-1.25)
Mexico	160.05 (106.88-242.8)	180.37 (122.62-273.3)	0.37 (0.32-0.41)	15.1 (8.35-25)	16.98 (9.3-28.14)	0.36 (0.31-0.4)
Micronesia (Federated States of)	64.21 (40.4-96.2)	77.22 (48.12-115.34)	0.55 (0.52-0.59)	6.08 (3.22-9.87)	7.3 (3.8-11.92)	0.54 (0.51-0.58)
Monaco	586.56 (397.42-875.6)	697.24 (474.72-1058.57)	0.84 (0.69-0.99)	54.91 (29.89-90.98)	65.16 (35.69-105.74)	0.83 (0.67-0.98)
Mongolia	84.14 (53.49-127.29)	95.86 (62.06-143.08)	1.07 (0.8-1.35)	7.96 (4.34-13.21)	9.22 (5.05-15.18)	1.13 (0.87-1.39)
Montenegro	127.03 (79.63-193.7)	136.42 (87.72-207.62)	0.56 (0.41-0.71)	11.98 (6.39-20.09)	12.87 (6.94-21.52)	0.56 (0.41-0.71)
Morocco	133.09 (83.57-209.19)	167.28 (107.75-266.84)	0.77 (0.75-0.79)	12.44 (6.66-21.16)	15.61 (8.4-27)	0.78 (0.76-0.8)
Mozambique	51.24 (31.26-78.1)	66.37 (41.43-98.5)	0.87 (0.79-0.95)	4.81 (2.55-8.03)	6.31 (3.33-10.51)	0.92 (0.86-0.98)
Myanmar	52.51 (32.31-80.8)	86.07 (54.18-130.75)	1.97 (1.84-2.1)	4.99 (2.65-8.5)	8.15 (4.5-13.41)	1.95 (1.82-2.08)
Namibia	107.15 (68.66-159.85)	125.07 (79.23-195.72)	0.71 (0.62-0.8)	10.09 (5.61-17.29)	11.82 (6.23-19.76)	0.72 (0.63-0.81)
Nauru	98.48 (62.51-151.56)	94.45 (59.84-143.63)	-0.31 (-0.69-0.06)	9.44 (4.95-15.55)	8.96 (4.84-14.88)	-0.34 (-0.71-0.03)
Nepal	65.56 (40.83-101.41)	92.51 (58.93-143.41)	1.22 (1.12-1.32)	6.18 (3.27-10.37)	8.71 (4.79-14.07)	1.2 (1.1-1.3)
Netherlands	242.49 (169.38-341.06)	321.32 (225.64-464.68)	1.25 (1.14-1.36)	22.9 (13.75-35.95)	30.59 (17.77-49.01)	1.31 (1.19-1.43)
New Zealand	472.14 (320.45-706.35)	451.45 (305.84-685.6)	0.26 (0.06-0.45)	43.81 (24.28-72.88)	41.66 (23.02-69.43)	0.25 (0.05-0.45)
Nicaragua	106.03 (68.53-163.53)	128.84 (84.04-193.06)	0.81 (0.76-0.87)	9.97 (5.42-16.52)	12.18 (6.52-20.69)	0.84 (0.79-0.9)
Niger	59.06 (35-89.26)	62.04 (39.35-93.69)	-0.09 (-0.24-0.06)	5.64 (2.99-9.64)	5.9 (3.21-9.64)	-0.07 (-0.2-0.06)
Nigeria	82.95 (56.56-122.08)	98.29 (66.7-146.39)	0.73 (0.56-0.9)	7.84 (4.42-12.62)	9.23 (5.15-14.98)	0.73 (0.56-0.9)
Niue	81.78 (52.06-124.71)	103.36 (66.18-155.79)	0.64 (0.59-0.7)	7.82 (4.29-13.18)	9.73 (5.21-16.09)	0.62 (0.57-0.66)
North Macedonia	112.18 (71.3-176.45)	126.17 (78.93-193.01)	0.72 (0.6-0.84)	10.57 (5.53-17.95)	11.93 (6.24-20)	0.74 (0.61-0.86)

Northern Mariana Islands	153.95 (98.15-233.39)	160.25 (101.65-242.1)	0.24 (-0.29-0.78)	14.62 (7.77-24.86)	15.23 (8.07-25.47)	0.13 (-0.42-0.68)
Norway	383.23 (258.53-593.97)	403.09 (273.02-616.24)	0.44 (0.26-0.61)	35.96 (19.53-59.49)	37.48 (21.04-62.34)	0.4 (0.23-0.58)
Oman	176.14 (114.22-274.29)	220.38 (142.7-345.84)	0.85 (0.49-1.21)	16.5 (9.01-27.9)	20.87 (11.19-36.27)	0.92 (0.58-1.26)
Pakistan	78.27 (51.39-116.27)	96.98 (64.58-145.93)	0.61 (0.48-0.73)	7.44 (4.1-12.16)	9.17 (5.09-14.98)	0.6 (0.48-0.72)
Palau	104.97 (68.25-155.14)	107.78 (69.53-158.86)	0.22 (0.09-0.35)	9.94 (5.61-16.19)	10.14 (5.3-17.03)	0.19 (0.06-0.31)
Palestine	109.91 (70.75-168.43)	136.36 (86.03-211.36)	0.89 (0.82-0.96)	10.31 (5.64-17.53)	12.72 (6.86-21.36)	0.87 (0.81-0.94)
Panama	145.66 (94.79-224.36)	194.97 (127.04-301.67)	1.1 (0.98-1.22)	13.8 (7.45-23.53)	18.51 (10.14-31.34)	1.1 (0.97-1.22)
Papua New Guinea	64.3 (39.81-98.46)	69.79 (42.86-106.7)	0.33 (0.25-0.42)	6.07 (3.33-10.16)	6.63 (3.57-10.98)	0.35 (0.26-0.44)
Paraguay	133.21 (89.4-195.67)	174.92 (116.38-254.05)	1 (0.93-1.07)	12.77 (7.1-20.18)	16.61 (9.3-26.88)	0.99 (0.92-1.06)
Peru	158.04 (99.77-246.23)	197.7 (127.9-304.01)	0.86 (0.75-0.96)	14.84 (7.88-25.49)	18.64 (10.11-31.71)	0.87 (0.77-0.97)
Philippines	71.81 (48.07-105.51)	87.43 (59.24-129.55)	0.7 (0.58-0.83)	6.86 (3.86-11.16)	8.35 (4.59-13.58)	0.7 (0.58-0.81)
Poland	104.42 (69.93-158.5)	142.86 (94.73-212.22)	1.22 (0.98-1.46)	9.87 (5.32-16.08)	13.58 (7.51-22.27)	1.31 (1.07-1.56)
Portugal	314.95 (210.15-480.34)	387.36 (260.45-587.88)	0.36 (0.23-0.49)	29.02 (15.61-48.02)	35.86 (19.77-59.93)	0.36 (0.22-0.49)
Puerto Rico	198.22 (127.57-303.43)	247.05 (162.34-375.59)	0.77 (0.73-0.82)	18.52 (9.97-31.1)	22.93 (12.27-38.46)	0.74 (0.69-0.78)
Qatar	257.07 (165.59-400.66)	282.09 (178.61-448.28)	0.7 (0.52-0.88)	24.16 (12.95-42.22)	26.67 (13.89-45.13)	0.74 (0.57-0.92)
Republic of Korea	217.16 (145.46-324.56)	303.93 (200.95-472.07)	1.38 (1.19-1.57)	20.46 (11.37-34.26)	28.75 (15.75-48.37)	1.4 (1.21-1.6)
Republic of Moldova	96.14 (61.7-144.72)	97.77 (61.27-144.64)	0.3 (0.14-0.46)	9.55 (5.26-15.99)	9.65 (5.28-15.96)	0.31 (0.14-0.49)
Romania	118.17 (74.61-180.28)	138.09 (88.45-213.72)	0.6 (0.48-0.72)	11.01 (5.79-18.38)	12.93 (6.91-21.52)	0.63 (0.5-0.77)
Russian Federation	122.09 (82.24-178.75)	122.36 (83.67-180.81)	0.2 (-0.08-0.48)	11.73 (6.61-18.87)	11.77 (6.65-19.07)	0.25 (-0.03-0.54)
Rwanda	63.21 (39.35-95.87)	79.98 (51.82-122.04)	0.89 (0.78-1)	6 (3.21-9.99)	7.56 (4.06-12.45)	0.92 (0.8-1.05)
Saint Kitts and Nevis	160.67 (105.41-244.05)	216.98 (144.42-335.33)	1.12 (1.03-1.2)	15.1 (8.23-25.14)	20.32 (11.23-34.81)	1.11 (1.02-1.19)
Saint Lucia	144.85 (94.42-224.88)	184.66 (122.66-282.65)	0.91 (0.84-0.97)	13.59 (7.34-22.21)	17.27 (9.45-29.06)	0.89 (0.82-0.96)
Saint Vincent and the Grenadines	131.82 (84.63-200.44)	171.5 (113.31-261.92)	0.91 (0.86-0.95)	12.34 (6.63-20.4)	16.04 (8.81-26.66)	0.9 (0.86-0.94)

Samoa	74.06 (47.2-109.79)	82.73 (51.92-120.93)	0.51 (0.38-0.63)	7.01 (3.6-11.55)	7.82 (4.26-12.73)	0.48 (0.37-0.6)
San Marino	428.3 (290.19-656.96)	450.75 (305.78-700.14)	0.24 (0.19-0.3)	39.7 (21.96-66.42)	41.7 (22.94-68.9)	0.22 (0.17-0.28)
Sao Tome and Principe	77.32 (48.07-119.51)	93.96 (60.26-143.21)	0.48 (0.37-0.58)	7.31 (3.89-11.81)	8.83 (4.68-14.39)	0.49 (0.4-0.58)
Saudi Arabia	204.43 (131.82-319.13)	251.95 (171.64-370.19)	0.93 (0.85-1.02)	19.32 (10.35-33.02)	23.8 (13.16-39.58)	0.93 (0.84-1.02)
Senegal	73.94 (46.07-111.71)	84.11 (52.61-128.07)	0.36 (0.32-0.4)	7 (3.66-11.28)	7.9 (4.23-13.34)	0.36 (0.32-0.39)
Serbia	113.4 (72.26-170.21)	125.33 (80.23-197.29)	0.49 (0.39-0.59)	10.63 (5.83-17.9)	11.84 (6.32-20.02)	0.51 (0.41-0.61)
Seychelles	105.05 (67.18-156.18)	126.47 (81.73-190.54)	0.63 (0.58-0.67)	9.97 (5.29-16.72)	12.03 (6.35-20.16)	0.64 (0.6-0.68)
Sierra Leone	67.77 (42.15-100.72)	74.49 (47.29-113.15)	0.38 (0.22-0.55)	6.43 (3.36-10.94)	7.03 (3.95-11.75)	0.38 (0.21-0.56)
Singapore	280.51 (184-421.55)	347.77 (235.19-528.32)	1.14 (0.82-1.46)	26.52 (14.49-44.44)	33.15 (18.25-55.76)	1.14 (0.82-1.46)
Slovakia	123.27 (79.02-195.42)	147.38 (95.77-224.55)	0.81 (0.64-0.99)	11.54 (6.27-19.82)	13.88 (7.55-23.34)	0.86 (0.68-1.03)
Slovenia	137.28 (90.41-206.24)	143.71 (92.47-224.22)	0.27 (0.07-0.47)	12.84 (6.98-21.3)	13.58 (7.19-23.05)	0.33 (0.13-0.52)
Solomon Islands	58.08 (36.53-88.58)	61.2 (38.31-92.74)	-0.04 (-0.14-0.06)	5.52 (2.93-9.17)	5.83 (3.14-9.63)	-0.03 (-0.13-0.07)
Somalia	45.1 (27.63-68.97)	42.05 (24.42-63.48)	-0.51 (-0.7--0.33)	4.24 (2.24-7.12)	4.01 (2.04-6.67)	-0.46 (-0.63--0.29)
South Africa	119.71 (81.22-179.66)	126.41 (84.58-187.82)	0.38 (0.27-0.5)	11.31 (6.2-18.56)	11.95 (6.6-19.57)	0.41 (0.29-0.52)
South Sudan	113.74 (73.83-173.41)	116.2 (75.43-174.87)	-0.04 (-0.14-0.06)	10.62 (5.73-17.49)	10.82 (5.94-17.67)	-0.04 (-0.13-0.05)
Spain	449.28 (335.53-615.03)	522.21 (351.83-800.51)	0.24 (0-0.47)	41.39 (24.56-64.59)	48.14 (26.78-78.4)	0.24 (-0.01-0.49)
Sri Lanka	73.49 (45.53-111.86)	103.8 (66.4-155.87)	1.01 (0.93-1.08)	6.97 (3.77-11.8)	9.82 (5.17-16.16)	1.02 (0.95-1.1)
Sudan	103.64 (63.76-160.75)	126.78 (79.94-193.55)	0.83 (0.74-0.91)	9.7 (5.1-16.43)	11.84 (6.33-19.85)	0.82 (0.74-0.9)
Suriname	146.37 (95.66-223.81)	167.44 (111.26-253.5)	0.71 (0.63-0.79)	13.82 (7.45-23.34)	15.64 (8.34-25.78)	0.69 (0.61-0.78)
Sweden	377.62 (245.66-585.11)	439.42 (285.08-676.03)	0.93 (0.66-1.2)	35.29 (18.58-60.54)	40.75 (21.4-70.46)	0.93 (0.66-1.2)
Switzerland	390.17 (270.37-576.59)	414.09 (283.84-618.87)	0.5 (0.39-0.61)	36.81 (21.17-59.51)	39 (22-63.57)	0.51 (0.4-0.62)
Syrian Arab Republic	121.76 (76.73-188.08)	164.66 (103.43-257.62)	0.92 (0.85-0.99)	11.4 (6.09-18.69)	15.15 (8.26-25.94)	0.86 (0.8-0.92)

Taiwan (Province of China)	106.21 (67.67-159.35)	158.85 (101.49-240.53)	1.34 (1.19-1.49)	10.03 (5.42-16.31)	15.23 (8.19-25.02)	1.36 (1.2-1.51)
Tajikistan	84.14 (52.69-126.79)	76.24 (47.77-114.93)	0.28 (-0.04-0.6)	8.05 (4.27-13.55)	7.29 (3.96-11.84)	0.28 (-0.06-0.61)
Thailand	86.9 (54.84-131.02)	119.64 (74.86-177.59)	1.11 (1.02-1.2)	8.21 (4.44-13.53)	11.37 (6.14-19.08)	1.12 (1.02-1.21)
Timor-Leste	57.91 (34.82-85.58)	85.17 (54.71-128.56)	1.65 (1.52-1.78)	5.57 (2.98-8.94)	8.07 (4.29-13.43)	1.61 (1.47-1.74)
Togo	69.13 (42.41-107.27)	72.06 (44.63-109.81)	0.03 (-0.03-0.09)	6.55 (3.56-10.98)	6.81 (3.52-11.2)	0.04 (-0.02-0.09)
Tokelau	66.18 (40.84-99.8)	81.7 (52.99-120.38)	1.07 (0.91-1.24)	6.32 (3.36-10.52)	7.81 (4.24-12.68)	1.02 (0.85-1.19)
Tonga	72.82 (44.57-109.19)	80.71 (49.75-121.6)	0.23 (0.17-0.29)	6.9 (3.71-11.35)	7.66 (4.15-12.87)	0.25 (0.19-0.3)
Trinidad and Tobago	152.01 (98.61-234.78)	204.33 (135.02-311.79)	1.32 (1.02-1.62)	14.34 (7.67-24.38)	19.14 (10.45-31.83)	1.36 (1.05-1.66)
Tunisia	142.59 (91.19-224.74)	173.2 (110.45-271.32)	0.78 (0.55-1)	13.39 (7.27-22.99)	16.22 (8.71-27.73)	0.8 (0.58-1.02)
Turkey	169.35 (108.82-264.41)	307.36 (190.67-480.46)	2.19 (2.06-2.31)	15.77 (8.5-27.26)	28.64 (14.5-48.49)	2.16 (2.03-2.28)
Turkmenistan	97.2 (62.86-148.43)	117.54 (78.13-173.95)	1.22 (0.94-1.5)	9.26 (5.03-15.51)	11.25 (6.15-18.82)	1.23 (0.94-1.52)
Tuvalu	59.61 (37.49-90.3)	77.41 (49.45-115.99)	0.8 (0.76-0.84)	5.73 (3.1-9.46)	7.32 (3.85-11.9)	0.74 (0.71-0.78)
Uganda	61.77 (37.74-95.34)	77.42 (49.29-116.43)	0.84 (0.78-0.91)	5.82 (3.11-9.64)	7.33 (3.88-12.37)	0.86 (0.8-0.93)
Ukraine	110.88 (72.45-164.74)	99.63 (63.41-149.17)	-0.04 (-0.26-0.18)	10.57 (5.76-17.44)	9.53 (5.15-15.7)	0.04 (-0.2-0.27)
United Arab Emirates	243.73 (159.66-374.45)	246.59 (155.17-386.32)	-0.29 (-0.6-0.03)	23.23 (12.33-40.25)	23.09 (12.13-39.47)	-0.29 (-0.61-0.03)
United Kingdom	303.54 (207.66-459.45)	342.35 (234.56-517.59)	0.8 (0.64-0.97)	28.4 (15.89-46.56)	31.88 (17.84-51.97)	0.81 (0.64-0.97)
United Republic of Tanzania	70.93 (43.81-105.5)	83.43 (53.12-126.34)	0.54 (0.43-0.66)	6.63 (3.56-11.1)	7.88 (4.29-13.01)	0.58 (0.48-0.69)
United States of America	314.31 (214.19-470.24)	357.84 (244.25-547.72)	0.28 (0.06-0.5)	29.29 (16.15-48.28)	32.93 (18.09-54.54)	0.25 (0.04-0.47)
United States Virgin Islands	190.89 (124.21-294.38)	241.6 (155.92-358.26)	0.93 (0.74-1.12)	17.86 (9.82-30.7)	22.43 (12.09-37.38)	0.92 (0.73-1.1)

Uruguay	224.12 (147.86-343.54)	287.78 (188.7-440.13)	0.85 (0.73-0.98)	20.96 (11.57-34.91)	27.05 (14.67-46.5)	0.84 (0.71-0.98)
Uzbekistan	80.18 (50.63-120.28)	94.96 (61.2-140.83)	1.05 (0.88-1.21)	7.64 (4.01-12.81)	9.04 (4.96-14.92)	1.05 (0.88-1.23)
Vanuatu	61.46 (38.75-93.21)	65.33 (41.88-96.94)	0.23 (0.19-0.28)	5.86 (3.1-9.8)	6.2 (3.36-10.19)	0.23 (0.19-0.28)
Venezuela (Bolivarian Republic of)	153.29 (99.88-236.27)	159.49 (105.26-237.52)	0.42 (0.27-0.56)	14.39 (7.68-24.24)	14.92 (8.23-25.05)	0.41 (0.26-0.56)
Viet Nam	55.21 (34.33-83.31)	82.31 (52.19-123.75)	1.72 (1.5-1.94)	5.28 (2.79-8.57)	7.85 (4.22-12.89)	1.75 (1.53-1.97)
Yemen	97.39 (62.38-151.2)	107.33 (67.53-162.28)	0.44 (0.22-0.67)	9.11 (5.04-15.31)	9.96 (5.31-16.71)	0.45 (0.23-0.68)
Zambia	83.3 (52.34-126.03)	92.24 (59.1-138.36)	0.5 (0.28-0.71)	7.79 (4.16-13.14)	8.67 (4.71-14.13)	0.51 (0.29-0.72)
Zimbabwe	85.14 (55.06-132.18)	81.18 (50.42-122.83)	-0.61 (-0.81-- 0.41)	8.05 (4.36-13.61)	7.71 (4.2-12.67)	-0.57 (-0.77-- 0.38)

Supplementary Table 4 Rates of prevalence and disability-adjusted life-years of Anorexia nervosa in 2019 and their temporal trend from 1990 to 2019 at national levels

	Prevalence (95% UI)			DALYs (95% UI)		
	Rate in 1990 (per 1 00 000 population)	Rate in 2019 (per 1 00 000 population)	EAPC (1990-2019)	Rate in 1990(per 1 00 000 population)	Rate in 2019 (per 1 00 000 population)	EAPC (1990-2019)
Afghanistan	45.18 (29.14-67.38)	39.51 (25.28-59.52)	0.17 (-0.38-0.72)	4.11 (2.08-7.3)	3.66 (1.83-6.47)	0.21 (-0.34-0.76)
Albania	40.24 (25.45-61.86)	54.3 (34.63-83.32)	1.56 (1.38-1.73)	3.75 (1.89-6.65)	5.1 (2.53-8.97)	1.57 (1.39-1.75)
Algeria	57.48 (36.39-87.05)	59.39 (38.21-88.39)	0.33 (0.11-0.55)	5.34 (2.78-9.13)	5.53 (2.85-9.36)	0.4 (0.18-0.62)
American Samoa	55.6 (35.64-84.48)	57.59 (36.94-87.42)	0.23 (0.07-0.4)	5.17 (2.69-8.97)	5.37 (2.64-9.38)	0.2 (0.03-0.37)
Andorra	164.31 (109.72-239.42)	167.09 (111.76-238.06)	-0.05 (-0.19-0.09)	15.31 (8.04-25.82)	15.5 (8.5-25.92)	-0.06 (-0.2-0.08)
Angola	40.44 (25.57-62.09)	45.33 (29.03-68.18)	0.56 (0.45-0.68)	3.74 (1.85-6.63)	4.24 (2.11-7.28)	0.6 (0.49-0.7)
Antigua and Barbuda	70.93 (46.45-105.32)	86.93 (55.73-130.81)	0.74 (0.67-0.81)	6.59 (3.5-11.36)	8.08 (4.22-13.71)	0.72 (0.64-0.8)
Argentina	86.34 (55.92-127.31)	104.14 (68.13-151.46)	0.64 (0.59-0.68)	8.02 (4.2-13.64)	9.72 (5.01-16.31)	0.62 (0.56-0.67)
Armenia	42.35 (26.71-64.51)	46.98 (29.59-71.71)	1.03 (0.68-1.38)	3.99 (1.98-7.05)	4.43 (2.24-7.46)	1.1 (0.74-1.47)
Australia	199 (130.19-296.96)	257.36 (177.62-357.91)	1.11 (0.94-1.28)	18.67 (9.83-32.25)	23.8 (13.76-38.34)	1.08 (0.91-1.24)
Austria	126.28 (81.78-183.58)	148.76 (97.33-209.47)	0.97 (0.8-1.14)	11.83 (6.11-19.78)	14.66 (8.31-23.48)	1.22 (1.02-1.42)
Azerbaijan	48.3 (31.06-74.21)	52.49 (33.77-77.85)	1.21 (0.82-1.61)	4.53 (2.34-7.81)	4.91 (2.52-8.34)	1.25 (0.84-1.67)
Bahamas	85.2 (55.55-130.22)	89.82 (58.83-132.51)	0.27 (0.17-0.38)	7.95 (4.09-13.74)	8.23 (4.26-14.2)	0.24 (0.14-0.34)
Bahrain	72.12 (47.46-108.97)	87.65 (56.7-132.9)	0.51 (0.4-0.62)	6.7 (3.49-11.83)	8.13 (4.15-13.78)	0.51 (0.38-0.64)
Bangladesh	34.17 (21.03-51.54)	47.62 (29.64-73.45)	1.17 (1.05-1.29)	3.18 (1.55-5.69)	4.43 (2.22-7.7)	1.2 (1.08-1.32)
Barbados	74.69 (48.32-114.22)	79.16 (51.58-123.34)	0.19 (0.13-0.25)	6.93 (3.5-12.46)	7.33 (3.75-12.75)	0.18 (0.11-0.25)
Belarus	46.08 (29.21-68.62)	49.87 (32.04-75.79)	0.71 (0.44-0.98)	4.32 (2.18-7.31)	4.72 (2.41-8.24)	0.81 (0.52-1.1)
Belgium	132.1 (87.9-192.16)	144.68 (95.01-207.72)	0.51 (0.42-0.6)	12.54 (7.01-20.85)	13.71 (7.68-22.07)	0.58 (0.47-0.69)
Belize	51.71 (32.97-77.1)	66.72 (43.67-99.72)	0.77 (0.74-0.81)	4.8 (2.4-8.26)	6.19 (3.15-10.74)	0.74 (0.7-0.78)

Benin	31.88 (20.72-48.48)	37.46 (24.07-57.54)	0.62 (0.61-0.64)	2.94 (1.47-5.1)	3.49 (1.75-6.21)	0.63 (0.6-0.65)
Bermuda	92.23 (58.07-138.16)	103.29 (67.88-153.06)	0.64 (0.52-0.75)	8.61 (4.46-15.1)	9.57 (4.97-16.33)	0.63 (0.51-0.75)
Bhutan	39.78 (25.22-61.38)	57.43 (36.78-87.64)	1.42 (1.38-1.46)	3.66 (1.76-6.36)	5.34 (2.69-9.32)	1.45 (1.4-1.49)
Bolivia (Plurinational State of)	46.08 (29.22-69.46)	54.76 (35.54-82.39)	0.79 (0.72-0.87)	4.21 (2.11-7.55)	5.13 (2.65-8.77)	0.83 (0.76-0.91)
Bosnia and Herzegovina	38.58 (24.43-57.32)	53.09 (33.42-81.81)	1.61 (1.4-1.81)	3.59 (1.77-6.47)	4.99 (2.49-8.71)	1.67 (1.47-1.88)
Botswana	48.63 (31-75.57)	62.16 (40.01-91.55)	0.78 (0.69-0.87)	4.48 (2.27-7.81)	5.74 (2.91-9.77)	0.83 (0.74-0.92)
Brazil	76.83 (50.06-113.96)	93.79 (61-139.22)	0.81 (0.75-0.88)	7.1 (3.87-11.88)	8.66 (4.72-14.5)	0.83 (0.76-0.9)
Brunei Darussalam	147.13 (97.57-212.09)	158.83 (105.75-232.83)	0.52 (0.45-0.59)	13.92 (7.77-22.88)	15.4 (8.45-25.69)	0.57 (0.51-0.64)
Bulgaria	51.75 (33.04-78.03)	54.65 (34.92-83.84)	0.19 (0.05-0.33)	4.79 (2.41-8.74)	5.04 (2.53-8.76)	0.21 (0.06-0.36)
Burkina Faso	29.53 (18.69-45.16)	35.35 (22.43-52.72)	0.62 (0.6-0.64)	2.72 (1.29-4.8)	3.32 (1.6-5.8)	0.66 (0.64-0.69)
Burundi	30.67 (19.14-46.45)	30.31 (19.07-46.52)	0.01 (-0.03-0.06)	2.84 (1.41-4.92)	2.8 (1.34-4.81)	0.03 (-0.02-0.07)
Cabo Verde	37.99 (23.95-58.29)	52.58 (33.85-78.85)	1.49 (1.31-1.66)	3.54 (1.73-6.44)	4.9 (2.54-8.64)	1.51 (1.34-1.68)
Cambodia	27.88 (17.47-41.79)	39.2 (24.99-59.36)	1.46 (1.35-1.57)	2.59 (1.19-4.5)	3.66 (1.85-6.36)	1.51 (1.4-1.63)
Cameroon	40.93 (25.96-62.79)	42.43 (26.79-64.51)	0.11 (0.05-0.18)	3.8 (1.88-6.75)	3.95 (1.95-7.06)	0.13 (0.06-0.2)
Canada	127.08 (83.56-185.61)	135.58 (87.03-205.02)	0.44 (0.3-0.59)	11.87 (6.31-19.87)	12.6 (6.77-21.53)	0.45 (0.31-0.59)
Central African Republic	32.87 (20.97-50.21)	31.36 (19.94-47.97)	-0.07 (-0.11--0.03)	3.05 (1.52-5.33)	2.9 (1.43-5.03)	-0.06 (-0.1--0.01)
Chad	31.98 (20.08-49.31)	36.08 (22.92-55.26)	0.45 (0.35-0.56)	2.97 (1.45-5.33)	3.36 (1.68-5.82)	0.45 (0.35-0.56)
Chile	89.16 (58.11-131.82)	110.81 (72.64-161.37)	1.15 (1.01-1.29)	8.38 (4.41-14.31)	10.3 (5.41-17.46)	1.14 (1-1.27)
China	36.91 (22.79-57.75)	52.53 (32.54-82.2)	1.77 (1.55-1.99)	3.51 (1.87-6.11)	5 (2.68-8.7)	1.82 (1.58-2.06)
Colombia	58.31 (37.57-88.45)	73.65 (47.38-113.7)	0.83 (0.7-0.97)	5.42 (2.71-9.65)	6.9 (3.45-11.8)	0.85 (0.71-1)
Comoros	37.49 (23.76-56.43)	38.56 (24.92-58.3)	0.1 (0.02-0.18)	3.47 (1.63-6.15)	3.56 (1.78-6.31)	0.12 (0.03-0.2)
Congo	46.38 (29.44-69.73)	46.8 (30.23-69.66)	-0.03 (-0.06-0)	4.28 (2.07-7.62)	4.32 (2.19-7.39)	-0.02 (-0.05-0.01)

Cook Islands	52.95 (33.45-81.52)	65.26 (41.66-97.72)	0.74 (0.67-0.81)	4.92 (2.4-8.65)	6.08 (3-10.5)	0.76 (0.69-0.82)
Costa Rica	56.04 (36.57-83.56)	73.74 (48.56-109.75)	1.13 (1.06-1.21)	5.2 (2.76-8.93)	6.85 (3.62-11.44)	1.14 (1.07-1.22)
Croatia	55.42 (35.8-83.64)	59.67 (38.4-90.39)	0.47 (0.4-0.55)	5.17 (2.7-8.9)	5.6 (2.87-9.64)	0.54 (0.46-0.61)
Cuba	71.36 (45.75-109.42)	66.1 (43-99.46)	0.41 (0.08-0.74)	6.71 (3.41-11.59)	6.18 (3.08-10.72)	0.41 (0.06-0.77)
Cyprus	110.04 (70.06-163.47)	128.54 (84.15-187.21)	0.8 (0.58-1.03)	10.19 (5.42-17.19)	11.91 (6.35-20.34)	0.84 (0.62-1.07)
Czechia	60.85 (39.06-91.12)	61.04 (38.93-92.5)	-0.06 (-0.28- 0.17)	5.6 (2.89-9.87)	5.65 (2.88-9.48)	0.01 (-0.24- 0.25)
Côte d'Ivoire	40.47 (25.66-61.94)	42.06 (26.69-63.79)	-0.06 (-0.14- 0.03)	3.74 (1.87-6.48)	3.9 (1.9-7.06)	-0.03 (-0.11- 0.06)
Democratic People's Republic of Korea	38.82 (24.47-59.66)	37.43 (24-57.37)	0.26 (0.01-0.51)	3.67 (1.71-6.45)	3.55 (1.73-6.34)	0.27 (0.01-0.53)
Democratic Republic of the Congo	34.35 (22.04-52.93)	31.8 (20.22-47.58)	-0.28 (-0.5-- 0.06)	3.16 (1.55-5.77)	2.94 (1.47-5.14)	-0.27 (-0.5-- 0.04)
Denmark	145.26 (95.44-208.66)	152.07 (99.71-220.51)	0.26 (0.04-0.49)	13.42 (7.34-22.58)	14.08 (7.59-22.99)	0.22 (0-0.44)
Djibouti	41.89 (26.69-63.61)	40.13 (25.47-61.85)	-0.14 (-0.18-- 0.09)	3.86 (1.89-6.79)	3.78 (1.88-6.65)	-0.08 (-0.14-- 0.03)
Dominica	59.62 (37.83-90.69)	71.28 (46.18-107.22)	0.69 (0.64-0.75)	5.52 (2.89-9.67)	6.62 (3.37-11.45)	0.7 (0.63-0.77)
Dominican Republic	58.56 (37.13-88.55)	72.54 (45.49-111.8)	0.91 (0.81-1.01)	5.46 (2.84-9.26)	6.76 (3.34-11.68)	0.91 (0.8-1.02)
Ecuador	56.88 (36.59-86.04)	66.01 (42.45-100.69)	0.51 (0.42-0.61)	5.29 (2.66-9.14)	6.15 (3.12-10.74)	0.53 (0.43-0.63)
Egypt	50.5 (32.18-76.63)	58.09 (37.61-85.77)	0.47 (0.32-0.62)	4.68 (2.34-8.06)	5.41 (2.82-9.41)	0.51 (0.35-0.66)
El Salvador	50.31 (31.65-74.53)	64.2 (42.1-99.53)	1.05 (0.87-1.24)	4.58 (2.32-7.92)	6.01 (3.17-10.52)	1.08 (0.9-1.27)
Equatorial Guinea	32.99 (20.71-49.28)	69.36 (44.38-103.22)	3.39 (3.02-3.76)	3.04 (1.47-5.26)	6.38 (3.3-11.1)	3.42 (3.04-3.79)
Eritrea	30.71 (19.13-46.73)	37.05 (23.37-56.24)	0.48 (0.39-0.57)	2.82 (1.41-4.97)	3.41 (1.65-6.17)	0.53 (0.43-0.63)
Estonia	57.82 (37.47-87.84)	64.09 (41.24-95.93)	0.65 (0.27-1.03)	5.77 (3.11-9.7)	6.14 (3.23-10.36)	0.53 (0.1-0.95)
Eswatini	46.01 (29.38-70.09)	54.5 (34.96-84.83)	0.61 (0.52-0.69)	4.29 (2.07-7.62)	5.07 (2.52-8.85)	0.62 (0.55-0.69)
Ethiopia	28.09 (17.63-42.65)	35.84 (22.85-53.93)	0.78 (0.58-0.98)	2.61 (1.37-4.38)	3.33 (1.77-5.53)	0.81 (0.61-1)

Fiji	41 (25.79-62.03)	45.6 (28.78-70.95)	0.34 (0.25-0.43)	3.78 (1.85-6.6)	4.25 (2.04-7.35)	0.39 (0.3-0.47)
Finland	167.54 (115.54-233.18)	180.72 (119.15-265.8)	0.3 (0.12-0.47)	15.51 (8.66-24.82)	16.73 (9.16-27.8)	0.31 (0.13-0.48)
France	139.32 (93.6-199.67)	148.14 (97.24-211.34)	0.23 (0.15-0.31)	13.24 (7.48-21.48)	13.85 (7.68-22.8)	0.2 (0.11-0.28)
Gabon	60.71 (37.82-90.22)	64.86 (41.87-98.92)	0.26 (0.2-0.31)	5.59 (2.83-9.83)	6.01 (3.01-10.62)	0.27 (0.21-0.32)
Gambia	35.45 (22.37-54.23)	38.51 (24.35-59.71)	0.19 (0.15-0.23)	3.29 (1.61-5.76)	3.56 (1.74-6.02)	0.17 (0.13-0.22)
Georgia	51.85 (32.73-78.24)	47.35 (30.59-73.08)	0.31 (0.05-0.57)	4.88 (2.37-8.36)	4.46 (2.21-7.66)	0.35 (0.08-0.63)
Germany	149.23 (100-211.58)	160.63 (108.22-227.52)	0.36 (0.18-0.54)	14.16 (7.98-22.95)	15.25 (8.57-24.84)	0.37 (0.19-0.55)
Ghana	35.6 (22.34-54.1)	45.37 (28.6-68.7)	0.87 (0.79-0.94)	3.3 (1.6-5.74)	4.24 (2.21-7.32)	0.88 (0.82-0.95)
Greece	134.41 (91.45-190.69)	143.57 (94.09-206.72)	0.04 (-0.13-0.22)	12.42 (6.83-20.77)	13.35 (7.51-22.27)	0.12 (-0.06-0.31)
Greenland	124.99 (82.12-180.21)	152.62 (98.97-225.48)	1.22 (1.04-1.41)	11.55 (6.22-19.56)	14.11 (7.79-23.93)	1.22 (1.03-1.4)
Grenada	54.83 (35.13-82.69)	74.78 (48.4-113.19)	1.07 (0.97-1.17)	5.07 (2.62-8.73)	6.91 (3.55-11.82)	1.08 (0.98-1.18)
Guam	69.96 (45.64-106.23)	70.1 (44.58-105.58)	0.36 (0.21-0.51)	6.6 (3.48-11.23)	6.48 (3.35-11.2)	0.31 (0.15-0.46)
Guatemala	49.12 (31.44-74.18)	61.99 (40.23-93.61)	0.84 (0.74-0.94)	4.52 (2.21-7.95)	5.79 (3.01-10.01)	0.88 (0.79-0.97)
Guinea	33.63 (21.24-50.95)	35.5 (22.39-53.85)	0.2 (0.16-0.24)	3.1 (1.56-5.58)	3.27 (1.6-5.8)	0.21 (0.17-0.25)
Guinea-Bissau	33.56 (21.31-51.16)	35.57 (22.61-54.81)	0.15 (0.11-0.18)	3.08 (1.51-5.46)	3.3 (1.62-5.78)	0.16 (0.12-0.21)
Guyana	52.37 (33.8-80.51)	64.04 (41.24-97.08)	0.93 (0.68-1.17)	4.84 (2.43-8.72)	5.94 (2.94-10.29)	0.91 (0.66-1.17)
Haiti	42.87 (27.35-65.32)	44.18 (27.97-66.98)	0.12 (0.04-0.2)	3.95 (2.02-6.92)	4.05 (2.05-7.16)	0.11 (0.02-0.19)
Honduras	44.55 (28.52-67.5)	56.74 (36.39-87.37)	0.85 (0.8-0.9)	4.12 (2.05-7.15)	5.27 (2.59-9.27)	0.85 (0.8-0.9)
Hungary	53.42 (33.59-80.92)	63.07 (40.32-95.25)	0.61 (0.45-0.76)	4.87 (2.49-8.38)	5.93 (3.06-10.34)	0.72 (0.56-0.88)
Iceland	128.75 (84.33-187.65)	143.04 (92.81-202.92)	0.5 (0.4-0.59)	12.09 (6.66-19.97)	13.3 (7.34-22.33)	0.49 (0.39-0.59)
India	35.27 (22.27-53.76)	50.6 (32.41-77.5)	1.29 (1.2-1.38)	3.26 (1.76-5.51)	4.68 (2.54-7.97)	1.31 (1.22-1.4)
Indonesia	38.47 (24.06-58.61)	50.45 (31.94-77.06)	0.67 (0.54-0.8)	3.57 (1.89-6.16)	4.7 (2.51-8.05)	0.69 (0.56-0.81)
Iran (Islamic Republic of)	60.46 (39.25-90.2)	82.88 (54.68-124.15)	1.52 (1.08-1.95)	5.62 (3.06-9.54)	7.69 (4.15-12.95)	1.58 (1.14-2.03)
Iraq	58.8 (38.44-88.93)	64.32 (41.46-98.51)	0.76 (0.47-1.04)	5.45 (2.83-9.52)	5.98 (2.96-10.38)	0.76 (0.47-1.04)
Ireland	103.62 (67.93-150.77)	132.51 (86.38-188.37)	0.53 (0.35-0.72)	9.53 (5.07-15.58)	12.24 (6.38-20.53)	0.56 (0.35-0.76)

Israel	77.11 (51.78-110.61)	96.82 (63.61-141.45)	0.82 (0.74-0.89)	7.19 (3.75-12.13)	8.98 (4.82-14.13)	0.8 (0.72-0.88)
Italy	160.97 (106.91-229.17)	141.78 (93.24-202.01)	-0.52 (-0.62-- 0.43)	15.43 (8.92-24.82)	13.23 (7.36-21.37)	-0.64 (-0.74-- 0.53)
Jamaica	59.67 (38.67-89.02)	67.44 (43.85-101.12)	0.59 (0.5-0.68)	5.54 (2.77-9.6)	6.26 (3.22-10.88)	0.6 (0.51-0.69)
Japan	157.08 (104.71-228.78)	156.67 (103.93-225.48)	-0.12 (-0.23-0)	15.17 (8.71-24.23)	15.2 (8.78-24.18)	-0.17 (-0.31-- 0.03)
Jordan	54.32 (35-82.43)	58.48 (38.09-88.88)	0.29 (0.2-0.38)	5.08 (2.54-8.96)	5.44 (2.82-9.46)	0.29 (0.19-0.38)
Kazakhstan	51.25 (33.1-77.5)	54.67 (35.11-81.96)	0.78 (0.48-1.08)	4.81 (2.44-8.51)	5.15 (2.74-8.95)	0.85 (0.53-1.18)
Kenya	38.47 (24.18-58.47)	43.32 (27.53-65.64)	0.22 (0.09-0.35)	3.57 (1.93-6.01)	4.04 (2.19-6.91)	0.24 (0.12-0.37)
Kiribati	33.03 (20.37-50.07)	33.17 (20.68-50.38)	0.13 (0.06-0.2)	3.08 (1.54-5.56)	3.09 (1.47-5.63)	0.14 (0.08-0.2)
Kuwait	81.6 (52.85-120.52)	88.24 (58.97-129.8)	0.42 (0.3-0.54)	7.72 (4.15-13.48)	8.3 (4.5-14.03)	0.4 (0.28-0.53)
Kyrgyzstan	40.96 (25.69-61.26)	37.69 (24.11-56.98)	0.16 (-0.04- 0.36)	3.85 (1.91-6.63)	3.56 (1.81-6.13)	0.19 (-0.02-0.4)
Lao People's Democratic Republic	31.15 (19.97-46.62)	45.66 (28.61-70.01)	1.48 (1.38-1.57)	2.87 (1.42-5.07)	4.26 (2.12-7.56)	1.49 (1.39-1.58)
Latvia	56.35 (36.33-85.74)	60.98 (39.46-93.99)	0.76 (0.4-1.13)	5.32 (2.74-8.97)	5.73 (3.03-9.98)	0.81 (0.41-1.21)
Lebanon	58.91 (38.29-88.53)	60.15 (38.98-90.52)	0.5 (0.26-0.73)	5.47 (2.8-9.56)	5.62 (2.9-9.88)	0.59 (0.35-0.83)
Lesotho	35.09 (22.42-52.73)	45.37 (28.56-69.63)	0.77 (0.68-0.85)	3.26 (1.61-5.56)	4.25 (2.02-7.2)	0.82 (0.73-0.91)
Liberia	32.88 (20.94-50.42)	33.34 (20.8-51.69)	0.22 (0.05-0.39)	3.02 (1.52-5.42)	3.06 (1.47-5.56)	0.26 (0.09-0.43)
Libya	69.84 (44.54-104.79)	67.65 (42.99-104.13)	-0.08 (-0.2- 0.03)	6.46 (3.21-11.27)	6.25 (3.1-10.99)	-0.1 (-0.23- 0.03)
Lithuania	57.22 (36.61-85.82)	65.14 (41.89-97.29)	1.13 (0.88-1.38)	5.39 (2.78-9.54)	6.12 (3.1-10.7)	1.16 (0.9-1.43)
Luxembourg	147.23 (97.55-210.83)	178 (118.52-248.73)	0.86 (0.79-0.93)	14.03 (7.82-22.62)	16.82 (9.6-26.85)	0.84 (0.78-0.91)
Madagascar	35.64 (22.71-55.41)	35.95 (22.55-54.79)	0.01 (-0.08- 0.11)	3.29 (1.64-5.98)	3.33 (1.63-5.93)	0.04 (-0.05- 0.13)
Malawi	31.26 (19.41-46.37)	34.65 (22.27-52.84)	0.23 (0.12-0.33)	2.89 (1.44-5.09)	3.19 (1.53-5.6)	0.25 (0.15-0.35)

Malaysia	46.6 (29.92-71.08)	64.28 (40.72-95.7)	1.16 (1.13-1.18)	4.32 (2.19-7.39)	6.05 (3.13-10.37)	1.18 (1.16-1.21)
Maldives	38.07 (23.82-57.17)	51.15 (32.29-77.22)	1.39 (1.12-1.67)	3.55 (1.8-6.31)	4.79 (2.33-8.21)	1.48 (1.21-1.76)
Mali	30.52 (19.44-45.8)	36.3 (22.76-55.83)	0.54 (0.51-0.57)	2.8 (1.37-4.91)	3.35 (1.66-5.78)	0.56 (0.53-0.6)
Malta	104.91 (68.39-152.2)	139.2 (92.13-199.04)	1.11 (0.96-1.27)	9.76 (5.15-16.22)	13.02 (7.14-21.41)	1.16 (1.01-1.31)
Marshall Islands	32.62 (20.43-48.86)	39.15 (24.78-58.93)	0.42 (0.31-0.52)	3.04 (1.53-5.37)	3.62 (1.82-6.28)	0.44 (0.33-0.55)
Mauritania	38.52 (24.45-59.26)	43.65 (28.12-65.9)	0.35 (0.27-0.44)	3.6 (1.82-6.47)	4.02 (2.08-6.99)	0.33 (0.25-0.41)
Mauritius	46.54 (29.72-71.17)	65.71 (41.87-99.52)	0.98 (0.85-1.11)	4.27 (2.19-7.37)	6.12 (3.12-10.6)	0.98 (0.84-1.13)
Mexico	65.13 (41.6-99.42)	74.04 (47.37-112.94)	0.47 (0.41-0.53)	6.07 (3.27-10.23)	6.91 (3.74-11.86)	0.46 (0.4-0.52)
Micronesia (Federated States of)	34.46 (21.85-51.61)	40.59 (25.55-61.62)	0.49 (0.46-0.52)	3.18 (1.51-5.57)	3.78 (1.78-6.75)	0.49 (0.46-0.53)
Monaco	216.92 (144.64-312.63)	248.25 (165.62-353.19)	0.7 (0.54-0.86)	20.38 (10.99-33.63)	23.29 (13.02-38.13)	0.7 (0.53-0.86)
Mongolia	40.84 (26.29-61.85)	45.57 (29.13-68.47)	0.93 (0.69-1.17)	3.77 (1.91-6.66)	4.27 (2.12-7.34)	1 (0.76-1.25)
Montenegro	53.62 (33.3-82.13)	56.94 (36.11-87.78)	0.44 (0.31-0.56)	5 (2.55-8.72)	5.32 (2.68-9.26)	0.46 (0.33-0.58)
Morocco	50.32 (32.17-75.02)	59.44 (38.37-89.8)	0.55 (0.53-0.57)	4.63 (2.4-7.99)	5.48 (2.79-9.5)	0.58 (0.55-0.61)
Mozambique	26.99 (16.85-41.35)	33.33 (21.32-50.21)	0.73 (0.65-0.81)	2.46 (1.22-4.43)	3.08 (1.6-5.46)	0.78 (0.71-0.85)
Myanmar	29.1 (18.35-44.12)	45.16 (28.4-69.25)	1.71 (1.59-1.83)	2.69 (1.3-4.95)	4.21 (2.12-7.31)	1.75 (1.63-1.86)
Namibia	50.13 (32.58-76.12)	57.09 (36.9-83.77)	0.6 (0.53-0.67)	4.64 (2.41-8.13)	5.31 (2.71-9.36)	0.63 (0.55-0.71)
Nauru	50.3 (31.41-76.56)	48.23 (30.52-73.71)	-0.29 (-0.62-0.04)	4.7 (2.23-8.23)	4.51 (2.17-7.85)	-0.29 (-0.63-0.05)
Nepal	33.01 (21.12-49.62)	44.28 (28.33-68.09)	1.05 (0.96-1.14)	3.04 (1.47-5.39)	4.1 (1.99-7.04)	1.07 (0.97-1.17)
Netherlands	102.16 (72.74-141.58)	153.32 (102.26-212.54)	1.86 (1.69-2.04)	9.61 (5.21-15.44)	14.9 (8.33-23.54)	2.04 (1.85-2.24)
New Zealand	199.68 (133.11-287.44)	176.48 (116.55-259.82)	-0.05 (-0.23-0.14)	18.48 (10.33-30.29)	16.24 (9-26.93)	-0.05 (-0.23-0.14)
Nicaragua	46.47 (29.7-70.58)	55.73 (35.57-84.58)	0.75 (0.7-0.8)	4.3 (2.25-7.36)	5.22 (2.65-8.92)	0.81 (0.76-0.86)
Niger	30.47 (19-46.38)	31.06 (19.78-47.83)	-0.14 (-0.28--0.01)	2.81 (1.34-5.15)	2.88 (1.46-5.02)	-0.12 (-0.25-0.01)

Nigeria	41.49 (26.4-62.97)	47.16 (30.16-70.99)	0.56 (0.39-0.73)	3.83 (2.09-6.46)	4.34 (2.38-7.44)	0.56 (0.39-0.73)
Niue	41.97 (26.64-62.54)	51.58 (32.96-79.11)	0.53 (0.47-0.59)	3.93 (2.06-6.87)	4.82 (2.29-8.48)	0.53 (0.48-0.59)
North Macedonia	47.98 (30.32-72.97)	53.05 (33.96-82.72)	0.59 (0.49-0.69)	4.45 (2.14-7.71)	5.02 (2.52-8.5)	0.64 (0.53-0.75)
Northern Mariana Islands	76.66 (48.88-116.73)	77.62 (49.43-119.01)	0.14 (-0.39- 0.67)	7.16 (3.72-12.46)	7.31 (3.55-12.77)	0.06 (-0.5-0.62)
Norway	145.55 (95.65-214.23)	154.52 (103.06-224.71)	0.48 (0.31-0.65)	13.71 (7.54-22.85)	14.35 (8.07-23.55)	0.43 (0.26-0.6)
Oman	62.31 (40.23-93.4)	74.34 (47.3-114.76)	0.65 (0.33-0.98)	5.75 (2.97-9.95)	6.95 (3.53-11.91)	0.74 (0.42-1.05)
Pakistan	38.74 (24.74-58.64)	45.87 (28.92-70.87)	0.49 (0.36-0.62)	3.59 (1.87-6.19)	4.26 (2.27-7.19)	0.5 (0.38-0.62)
Palau	53.22 (33.45-81.4)	54.51 (34.95-83.04)	0.15 (0.03-0.27)	4.95 (2.51-8.76)	5.01 (2.41-9.06)	0.13 (0.01-0.25)
Palestine	42.27 (27.26-64.21)	49.47 (32.13-76.69)	0.67 (0.62-0.72)	3.92 (2.06-6.97)	4.56 (2.28-7.85)	0.68 (0.62-0.73)
Panama	61.52 (40.13-93.11)	79.75 (51.92-116.85)	0.98 (0.88-1.08)	5.79 (3.01-10.05)	7.55 (4.04-12.56)	0.96 (0.86-1.06)
Papua New Guinea	34.5 (21.44-52.59)	36.86 (23.05-57.86)	0.28 (0.21-0.34)	3.18 (1.53-5.7)	3.43 (1.79-6.08)	0.32 (0.24-0.4)
Paraguay	71.26 (46.87-103.69)	88.9 (58.49-129.18)	0.83 (0.72-0.94)	6.81 (3.66-11.31)	8.57 (4.48-14.35)	0.87 (0.76-0.98)
Peru	55.4 (36-83.6)	66.35 (42.52-101.06)	0.8 (0.73-0.87)	5.21 (2.64-9)	6.25 (3.27-10.85)	0.82 (0.74-0.9)
Philippines	38.99 (24.57-59.26)	45.98 (29.16-70.15)	0.57 (0.45-0.69)	3.65 (1.98-6.27)	4.3 (2.35-7.36)	0.57 (0.46-0.68)
Poland	46.84 (29.59-71.84)	63.62 (40.53-95.11)	1.22 (0.97-1.47)	4.35 (2.3-7.48)	6.02 (3.27-10.24)	1.37 (1.11-1.63)
Portugal	125.93 (86.17-178.8)	144.62 (94.76-210)	0.08 (-0.06- 0.21)	11.56 (6.31-18.71)	13.24 (7.09-21.98)	0.07 (-0.08- 0.21)
Puerto Rico	80.42 (51.79-124.54)	97.34 (62.66-144.46)	0.66 (0.62-0.7)	7.44 (3.84-12.92)	9.01 (4.75-15.77)	0.66 (0.62-0.7)
Qatar	86.82 (56.53-126.61)	91.54 (58.72-135.38)	0.5 (0.35-0.65)	8.09 (4.32-13.64)	8.62 (4.63-14.39)	0.56 (0.41-0.71)
Republic of Korea	98.16 (65.16-146.26)	131.64 (86.92-197.09)	1.25 (1.07-1.43)	9.21 (4.94-15.56)	12.34 (6.69-20.92)	1.26 (1.06-1.46)
Republic of Moldova	48.51 (30.92-71.32)	48.54 (30.8-74.68)	0.23 (0.07-0.39)	4.95 (2.51-8.8)	4.95 (2.47-8.58)	0.23 (0.04-0.42)
Romania	51.62 (32.76-78.4)	58.88 (37.34-88.9)	0.49 (0.38-0.59)	4.73 (2.36-8.46)	5.48 (2.68-9.38)	0.52 (0.4-0.63)
Russian Federation	59.53 (38.17-89.51)	58.36 (37.38-87.04)	0.11 (-0.15- 0.36)	5.68 (3.13-9.67)	5.57 (3.05-9.31)	0.15 (-0.12- 0.41)
Rwanda	31.9 (20.22-48.36)	39.18 (24.84-59.38)	0.75 (0.65-0.85)	2.99 (1.38-5.28)	3.62 (1.75-6.24)	0.8 (0.68-0.91)

Saint Kitts and Nevis	66.5 (42.05-100.45)	85.93 (54.89-128.45)	0.92 (0.86-0.97)	6.2 (3.14-10.77)	7.96 (4.05-14.07)	0.9 (0.84-0.96)
Saint Lucia	61.5 (39.78-93.67)	76.21 (49.01-116.29)	0.79 (0.73-0.85)	5.69 (2.92-10.01)	7.08 (3.61-12.31)	0.79 (0.73-0.85)
Saint Vincent and the Grenadines	56.55 (36.29-85.92)	70.99 (45.59-106.33)	0.77 (0.74-0.81)	5.21 (2.6-9.04)	6.62 (3.43-11.03)	0.79 (0.75-0.83)
Samoa	38.76 (24.14-60.49)	42.92 (27.29-64.95)	0.45 (0.33-0.57)	3.61 (1.68-6.55)	3.95 (2-6.97)	0.43 (0.32-0.55)
San Marino	160.38 (105.38-229.61)	163.38 (108.68-235.09)	0.13 (0.09-0.17)	14.82 (8.09-24.04)	15.19 (8.34-25.29)	0.11 (0.08-0.15)
Sao Tome and Principe	37.76 (23.87-57.73)	44.75 (28.09-67.61)	0.4 (0.3-0.49)	3.5 (1.76-6.16)	4.15 (2.08-7.23)	0.42 (0.33-0.51)
Saudi Arabia	72.19 (47.29-107.86)	80.95 (52.19-121.02)	0.52 (0.43-0.6)	6.77 (3.58-11.54)	7.67 (3.95-13.08)	0.56 (0.46-0.65)
Senegal	36.72 (23.31-55.56)	40.2 (25.69-62.4)	0.24 (0.22-0.27)	3.38 (1.7-5.74)	3.71 (1.83-6.43)	0.26 (0.24-0.28)
Serbia	48.97 (31.18-73.73)	52.98 (33.4-81.2)	0.39 (0.31-0.48)	4.54 (2.28-7.9)	4.96 (2.47-8.46)	0.39 (0.31-0.48)
Seychelles	53.71 (33.85-80.38)	62.77 (40.17-95.7)	0.51 (0.48-0.54)	4.99 (2.56-8.66)	5.89 (3.02-10.28)	0.56 (0.52-0.59)
Sierra Leone	33.88 (21.29-51.51)	36.58 (23.12-55.94)	0.29 (0.14-0.43)	3.14 (1.52-5.48)	3.39 (1.67-5.86)	0.3 (0.14-0.45)
Singapore	123.03 (81.82-183.03)	146.92 (96.24-214.21)	1.03 (0.72-1.35)	11.58 (6.13-19.68)	13.94 (7.32-23.11)	1.06 (0.74-1.38)
Slovakia	52.32 (32.79-80.47)	60.52 (38.57-91.78)	0.64 (0.49-0.8)	4.87 (2.45-8.66)	5.67 (2.86-9.8)	0.67 (0.52-0.83)
Slovenia	57.73 (37.16-86.05)	59.79 (38.66-90.86)	0.18 (0.01-0.35)	5.35 (2.66-9.23)	5.61 (2.86-9.9)	0.23 (0.05-0.41)
Solomon Islands	31.8 (20-48.77)	32.97 (21.23-49.8)	-0.06 (-0.15-0.03)	2.94 (1.44-5.25)	3.07 (1.43-5.41)	-0.02 (-0.11-0.06)
Somalia	23.62 (14.64-36.25)	22.19 (13.78-33.47)	-0.42 (-0.59--0.25)	2.15 (1.07-3.83)	2.06 (0.89-3.67)	-0.38 (-0.53--0.22)
South Africa	55.7 (35.53-84.96)	58.18 (37.05-87.79)	0.31 (0.22-0.4)	5.18 (2.82-8.71)	5.4 (2.88-9.14)	0.33 (0.23-0.43)
South Sudan	52.71 (33.4-79.07)	53.41 (34.77-80.85)	-0.07 (-0.16-0.03)	4.84 (2.54-8.5)	4.91 (2.51-8.56)	-0.07 (-0.16-0.03)
Spain	183.68 (125.52-256.38)	192.03 (125.81-275.22)	-0.23 (-0.36--0.09)	16.98 (9.83-27.1)	17.73 (9.63-30.18)	-0.25 (-0.38--0.11)
Sri Lanka	38.93 (24.56-59.88)	53.05 (33.44-80.86)	0.87 (0.79-0.95)	3.64 (1.83-6.44)	4.95 (2.4-8.54)	0.89 (0.81-0.96)
Sudan	40.26 (26.11-62.09)	47.01 (30.21-71.91)	0.58 (0.51-0.65)	3.73 (1.96-6.66)	4.32 (2.15-7.55)	0.58 (0.5-0.65)

Suriname	61.51 (39.63-93.68)	69.41 (44.69-103.57)	0.61 (0.55-0.68)	5.74 (2.91-9.91)	6.4 (3.45-11.09)	0.61 (0.53-0.68)
Sweden	123.09 (79.6-177.32)	136.03 (89.79-195.57)	0.73 (0.46-1)	11.47 (6.11-19.87)	12.66 (6.78-20.78)	0.73 (0.46-1.01)
Switzerland	177.38 (117.93-252.57)	178.8 (121.63-248.19)	0.37 (0.22-0.51)	16.97 (9.57-27.03)	17.2 (9.79-27.92)	0.37 (0.23-0.51)
Syrian Arab Republic	46.02 (29.61-70.57)	59.23 (37.22-89.82)	0.72 (0.64-0.8)	4.25 (2.1-7.29)	5.47 (2.81-9.82)	0.71 (0.64-0.78)
Taiwan (Province of China)	54.05 (34.98-83.28)	77.15 (49.16-116.08)	1.18 (1.05-1.32)	5.01 (2.5-8.61)	7.36 (3.73-12.74)	1.25 (1.1-1.39)
Tajikistan	40.69 (25.62-62.59)	37.35 (23.31-57.23)	0.25 (-0.02-0.52)	3.85 (1.9-6.77)	3.52 (1.79-6.09)	0.27 (-0.03-0.57)
Thailand	45.42 (28.33-69.39)	60.31 (38.59-90.2)	0.97 (0.88-1.06)	4.22 (2.04-7.47)	5.66 (2.83-9.83)	0.99 (0.9-1.09)
Timor-Leste	31.24 (19.64-48.45)	44.18 (27.76-67.13)	1.47 (1.35-1.59)	2.94 (1.47-5.34)	4.13 (2.04-7.31)	1.48 (1.35-1.6)
Togo	34.23 (21.26-52.17)	35.08 (22.09-53.08)	-0.03 (-0.08-0.03)	3.21 (1.55-5.74)	3.23 (1.55-5.51)	-0.03 (-0.09-0.02)
Tokelau	35.37 (22.3-53.17)	42.24 (26.82-63.22)	0.9 (0.72-1.07)	3.26 (1.59-5.71)	3.93 (1.93-6.88)	0.88 (0.69-1.07)
Tonga	38.46 (24.59-58.31)	42.07 (26.08-64.53)	0.19 (0.13-0.24)	3.54 (1.78-6.38)	3.94 (1.98-6.9)	0.22 (0.16-0.29)
Trinidad and Tobago	63.68 (41.18-94.94)	82.72 (53.66-123.32)	1.14 (0.89-1.4)	5.94 (3.05-10.02)	7.68 (3.93-12.81)	1.19 (0.92-1.46)
Tunisia	52.84 (33.78-81.55)	61.04 (39.92-93.59)	0.54 (0.34-0.74)	4.94 (2.6-8.79)	5.65 (2.89-9.63)	0.56 (0.36-0.75)
Turkey	57.6 (36.77-89.79)	73.78 (48.09-111.63)	0.73 (0.54-0.92)	5.34 (2.7-9.13)	6.95 (3.52-12.08)	0.74 (0.55-0.94)
Turkmenistan	46.54 (28.55-71.13)	54.89 (34.68-84.96)	1.06 (0.82-1.3)	4.37 (2.19-7.8)	5.16 (2.63-8.75)	1.08 (0.82-1.34)
Tuvalu	32.57 (20.62-49.73)	40.28 (25.36-61.22)	0.68 (0.64-0.72)	3.02 (1.5-5.31)	3.74 (1.87-6.71)	0.65 (0.61-0.7)
Uganda	31.71 (20.13-49.02)	37.66 (23.78-57.93)	0.67 (0.61-0.74)	2.91 (1.4-4.95)	3.49 (1.69-5.97)	0.72 (0.65-0.79)
Ukraine	53.7 (34.47-82.07)	48.89 (30.67-74.56)	-0.05 (-0.24-0.15)	5.09 (2.63-9.02)	4.61 (2.38-7.87)	0.02 (-0.19-0.24)
United Arab Emirates	84.73 (55.07-125.84)	83.52 (54.87-126.38)	-0.41 (-0.73--0.1)	7.97 (4.22-13.34)	7.75 (4.15-13.22)	-0.4 (-0.73--0.06)
United Kingdom	127.06 (83.76-183.74)	135.26 (88.9-194.24)	0.57 (0.4-0.75)	11.88 (6.75-19.44)	12.69 (7.24-20.19)	0.57 (0.4-0.74)

United Republic of Tanzania	35.48 (22.39-54.21)	40.36 (25.32-61.81)	0.46 (0.36-0.56)	3.23 (1.57-5.63)	3.77 (1.88-6.6)	0.51 (0.41-0.61)
United States of America	136.35 (90.58-198.65)	148.45 (97.08-215.3)	0.35 (0.29-0.42)	12.7 (7.07-20.91)	13.65 (7.52-22.35)	0.33 (0.26-0.4)
United States Virgin Islands	77.83 (49.07-116.49)	95.65 (62.14-141.7)	0.82 (0.66-0.99)	7.21 (3.55-12.62)	8.83 (4.91-14.96)	0.82 (0.66-0.99)
Uruguay	89.97 (59.31-132.39)	110.49 (71.64-162.36)	0.73 (0.6-0.85)	8.34 (4.4-13.9)	10.34 (5.36-18.16)	0.73 (0.6-0.86)
Uzbekistan	39.23 (24.55-59.07)	45.39 (28.81-68.72)	0.91 (0.76-1.07)	3.67 (1.73-6.56)	4.29 (2.08-7.6)	0.96 (0.81-1.12)
Vanuatu	33.26 (21.16-50.36)	35.02 (22.33-53.76)	0.2 (0.17-0.24)	3.1 (1.51-5.33)	3.27 (1.62-5.8)	0.21 (0.17-0.25)
Venezuela (Bolivarian Republic of)	63.69 (41.16-95.73)	66.91 (42.35-101.08)	0.43 (0.29-0.56)	5.91 (3.03-9.93)	6.2 (3.2-10.67)	0.44 (0.3-0.57)
Viet Nam	30.31 (18.85-46.33)	43.25 (27.66-65.56)	1.48 (1.28-1.67)	2.84 (1.34-5.24)	4.04 (2.02-6.86)	1.55 (1.34-1.75)
Yemen	37.81 (24.39-58.01)	40.72 (26.05-62.16)	0.3 (0.11-0.5)	3.47 (1.77-6.11)	3.73 (1.84-6.55)	0.33 (0.13-0.54)
Zambia	40.93 (25.97-61.59)	44.16 (28-66.89)	0.4 (0.2-0.6)	3.75 (1.81-6.66)	4.11 (2.08-6.93)	0.41 (0.21-0.61)
Zimbabwe	41.09 (26.17-62.74)	39.4 (25.07-60.43)	-0.53 (-0.71--0.35)	3.82 (1.89-6.98)	3.64 (1.79-6.6)	-0.51 (-0.69--0.33)

Supplementary Table 5 Rates of prevalence and disability-adjusted life-years of Bulimia nervosa in 2019 and their temporal trend from 1990 to 2019 at national levels

	Prevalence (95% UI)			DALYs (95% UI)		
	Rate in 1990 (per 1 00 000 population)	Rate in 2019 (per 1 00 000 population)	EAPC (1990-2019)	Rate in 1990(per 1 00 000 population)	Rate in 2019 (per 1 00 000 population)	EAPC (1990-2019)
Afghanistan	73.84 (38.38-131.21)	65.47 (34.95-112.95)	0.36 (-0.3-1.03)	6.72 (3.03-12.73)	6.02 (2.84-11.51)	0.38 (-0.28-1.04)
Albania	51.97 (27.27-89.49)	76.87 (41.53-133.7)	2.03 (1.8-2.27)	4.77 (2.1-9.45)	7.19 (3.17-13.83)	2.06 (1.82-2.29)
Algeria	103.25 (56.12-184.01)	112.32 (60.81-198.77)	0.62 (0.37-0.87)	9.56 (4.31-18.62)	10.35 (4.61-20.15)	0.67 (0.42-0.91)
American Samoa	57.53 (30.59-99.99)	59.4 (32.17-103.42)	0.24 (0.07-0.41)	5.35 (2.4-10.46)	5.5 (2.36-10.63)	0.21 (0.03-0.39)
Andorra	275.54 (146.14-473.41)	294.75 (157.5-512.18)	0.15 (0.02-0.28)	25.25 (11.55-45.84)	26.89 (12.57-50.15)	0.14 (0.01-0.26)
Angola	45.06 (24.07-77.96)	52.9 (28.47-91.55)	0.81 (0.65-0.98)	4.14 (1.79-7.72)	4.88 (2.12-9.02)	0.83 (0.66-1)
Antigua and Barbuda	103.83 (56.82-184.82)	132.08 (71.85-234.13)	0.9 (0.81-0.99)	9.59 (4.34-18.47)	12.17 (5.72-23.65)	0.88 (0.79-0.97)
Argentina	133.45 (71.16-238.41)	167.76 (90.93-294.79)	0.8 (0.74-0.86)	12.23 (5.69-23.88)	15.63 (7.1-29.27)	0.81 (0.75-0.88)
Armenia	46.72 (25.33-80.62)	54.24 (29.42-91.7)	1.36 (0.97-1.75)	4.34 (1.88-8.28)	5.06 (2.19-9.58)	1.43 (1.02-1.84)
Australia	350.22 (191.74-638.86)	427.46 (276.98-669.61)	1.37 (1.05-1.69)	32.25 (15.15-63.12)	39.18 (21.25-67.87)	1.37 (1.06-1.69)
Austria	251.32 (133.07-423.67)	297.31 (164.24-497.19)	0.81 (0.7-0.92)	23.35 (10.71-43.22)	27.4 (12.9-51.29)	0.81 (0.7-0.92)
Azerbaijan	56.81 (30.49-96.55)	63.41 (34.04-111)	1.52 (1.02-2.02)	5.28 (2.19-10.35)	5.86 (2.6-11.18)	1.56 (1.03-2.08)
Bahamas	129.29 (70.5-232.45)	136.11 (75.82-238.19)	0.3 (0.19-0.41)	11.96 (5.43-23.22)	12.41 (5.72-23.88)	0.29 (0.17-0.4)
Bahrain	138.08 (74.18-243.8)	178.68 (97.03-312.34)	0.76 (0.64-0.87)	12.79 (5.56-24.34)	16.48 (7.47-31.71)	0.75 (0.62-0.88)
Bangladesh	35.72 (19.42-61.39)	54.5 (28.93-92.17)	1.5 (1.39-1.62)	3.3 (1.39-6.53)	5.06 (2.24-9.68)	1.53 (1.41-1.65)
Barbados	109.24 (59.92-191.56)	117.67 (64.51-209.56)	0.23 (0.16-0.29)	10.15 (4.71-20.06)	10.84 (4.99-20.62)	0.21 (0.14-0.28)
Belarus	50.68 (27.45-86.24)	57.28 (30.85-97.93)	0.95 (0.66-1.25)	4.68 (2.07-8.85)	5.33 (2.38-10.03)	1.03 (0.7-1.35)
Belgium	202.37 (109.8-345.27)	229.92 (125.12-393.28)	0.58 (0.5-0.67)	18.62 (8.33-35.69)	21.1 (9.9-39.03)	0.59 (0.51-0.67)
Belize	69.02 (37.02-120.87)	94.81 (51.59-165.05)	0.94 (0.88-1)	6.35 (2.76-12.23)	8.66 (3.93-16.9)	0.91 (0.84-0.97)
Benin	33.53 (17.68-57.37)	41.47 (22.25-71.58)	0.79 (0.76-0.83)	3.12 (1.32-6.02)	3.84 (1.59-7.27)	0.79 (0.76-0.83)

Bermuda	142.34 (78.53-251.43)	162.33 (88.82-284.05)	0.73 (0.61-0.85)	13.25 (5.92-25.87)	14.9 (6.88-28.66)	0.7 (0.58-0.82)
Bhutan	44.28 (23.83-76.44)	70.72 (38.52-120.62)	1.78 (1.71-1.85)	4.07 (1.81-7.73)	6.52 (2.95-12.33)	1.82 (1.75-1.9)
Bolivia (Plurinational State of)	82.08 (45.68-142.15)	106.81 (59.89-183.28)	1.14 (1.06-1.22)	7.49 (3.44-14.5)	9.98 (4.61-19.5)	1.2 (1.12-1.27)
Bosnia and Herzegovina	48.86 (26.33-83.52)	73.98 (39.04-130.26)	2.1 (1.84-2.36)	4.51 (1.96-8.4)	6.89 (2.96-13.86)	2.15 (1.88-2.42)
Botswana	56.92 (30.81-99.62)	78.6 (42.36-135.46)	1.06 (0.94-1.17)	5.21 (2.32-10.22)	7.24 (3.2-13.55)	1.09 (0.97-1.21)
Brazil	76.75 (42.18-131.74)	96.51 (53.18-167.93)	0.9 (0.82-0.97)	7.02 (3.31-13.54)	8.86 (4.28-16.72)	0.92 (0.84-1)
Brunei Darussalam	189.16 (100.89-333.33)	204.75 (107.69-359.73)	0.51 (0.43-0.59)	17.52 (8.02-34.61)	19.06 (8.66-35.48)	0.5 (0.42-0.58)
Bulgaria	70.37 (37.68-124.4)	77.11 (42.45-137.01)	0.42 (0.26-0.59)	6.45 (2.97-12.34)	7.11 (3.15-13.86)	0.47 (0.28-0.67)
Burkina Faso	30.28 (15.91-51.88)	38.54 (20.97-67.39)	0.8 (0.76-0.83)	2.75 (1.16-5.39)	3.57 (1.49-7.02)	0.86 (0.82-0.89)
Burundi	31.17 (17.06-53.34)	30.79 (16.68-52.52)	0 (-0.06-0.06)	2.88 (1.22-5.73)	2.85 (1.21-5.51)	0.01 (-0.03-0.06)
Cabo Verde	41.52 (22.4-69.51)	63.47 (35.04-109.22)	1.91 (1.68-2.14)	3.87 (1.6-7.47)	5.93 (2.67-10.99)	1.93 (1.7-2.15)
Cambodia	23.62 (12.53-40.32)	36.49 (19.65-62.13)	1.9 (1.75-2.04)	2.16 (0.84-4.16)	3.38 (1.47-6.49)	1.97 (1.82-2.12)
Cameroon	45.62 (24.84-78.7)	48.92 (26.65-83.92)	0.22 (0.13-0.3)	4.15 (1.82-7.89)	4.5 (1.84-8.77)	0.27 (0.18-0.35)
Canada	205.25 (109.49-368.26)	213.76 (115.96-383.16)	0.36 (0.25-0.48)	18.95 (8.81-37.15)	19.7 (9.16-37.63)	0.37 (0.26-0.48)
Central African Republic	34.36 (18.77-59.39)	32.75 (17.89-56.65)	-0.08 (-0.13--0.04)	3.13 (1.31-6.2)	2.98 (1.26-5.75)	-0.09 (-0.14--0.04)
Chad	33.15 (17.65-56.3)	39.79 (21.63-67.82)	0.66 (0.54-0.79)	3.05 (1.33-5.95)	3.64 (1.55-6.9)	0.65 (0.53-0.77)
Chile	135.39 (73.74-242.25)	181.11 (96.97-324.15)	1.39 (1.23-1.55)	12.58 (5.65-24.28)	16.74 (7.56-32.26)	1.39 (1.23-1.55)
China	32.77 (17.56-56.56)	52.57 (28.61-90.89)	2.25 (1.97-2.53)	3.09 (1.46-5.81)	4.92 (2.35-9.35)	2.28 (1.97-2.59)
Colombia	80.23 (43.82-142.19)	106.67 (58.67-189.52)	1.03 (0.88-1.18)	7.5 (3.33-14.51)	9.86 (4.33-18.83)	1.03 (0.87-1.18)
Comoros	40.29 (21.7-68.42)	42.14 (22.49-73.04)	0.14 (0.07-0.22)	3.68 (1.6-7.3)	3.86 (1.61-7.41)	0.16 (0.09-0.24)
Congo	53.12 (28.56-91.15)	54.87 (29.88-95.85)	0.05 (0.02-0.07)	4.89 (2.14-9.29)	5.01 (2.16-9.59)	0.06 (0.03-0.08)
Cook Islands	53.89 (29.71-93.89)	68.01 (36.7-116.86)	0.84 (0.8-0.89)	5 (2.1-9.69)	6.23 (2.68-11.78)	0.83 (0.79-0.87)
Costa Rica	79.79 (43.55-137.51)	108.46 (59.22-188.89)	1.26 (1.17-1.35)	7.38 (3.5-13.92)	10 (4.61-18.81)	1.29 (1.2-1.38)

Croatia	77.52 (40.91-133.98)	84.79 (44.49-150.13)	0.63 (0.53-0.72)	7.17 (3.09-14.02)	7.86 (3.41-15.21)	0.64 (0.55-0.73)
Cuba	104.16 (56.06-182.97)	94.18 (51.13-161.54)	0.48 (0.07-0.88)	9.76 (4.42-18.84)	8.8 (4.15-17.02)	0.47 (0.04-0.9)
Cyprus	177.44 (94.29-301.41)	219.88 (116.91-382.12)	1.01 (0.74-1.27)	16.36 (7.3-31.38)	20.28 (9.27-37.37)	1.04 (0.77-1.3)
Czechia	86.57 (46.57-154.62)	87.28 (45.62-151.95)	0.03 (-0.21- 0.27)	7.93 (3.58-15.22)	8 (3.69-15.5)	0.04 (-0.21- 0.29)
Côte d'Ivoire	45.51 (24.48-78.55)	48.81 (27.33-84.58)	0.03 (-0.08- 0.14)	4.19 (1.87-8.1)	4.49 (1.92-8.77)	0.05 (-0.05- 0.14)
Democratic People's Republic of Korea	33.86 (18.22-59.07)	33.32 (17.81-58.19)	0.35 (0.1-0.61)	3.16 (1.34-6.2)	3.12 (1.31-5.97)	0.35 (0.09-0.61)
Democratic Republic of the Congo	36.65 (19.83-61.59)	33.19 (17.81-57.21)	-0.37 (-0.65-- 0.08)	3.34 (1.43-6.33)	3.02 (1.32-5.89)	-0.35 (-0.64-- 0.06)
Denmark	250.26 (133.47-435.88)	273.81 (149.43-486.69)	0.46 (0.25-0.68)	23.02 (10.52-43.27)	25.14 (11.59-47.53)	0.44 (0.21-0.66)
Djibouti	48.33 (26.81-81.63)	47.53 (25.58-83.6)	-0.04 (-0.09- 0.01)	4.49 (2-8.45)	4.39 (1.91-8.48)	-0.01 (-0.06- 0.03)
Dominica	83.71 (45.14-149.02)	102.91 (57.16-177.2)	0.86 (0.81-0.92)	7.69 (3.44-14.82)	9.5 (4.32-18.11)	0.87 (0.81-0.93)
Dominican Republic	81.04 (44-143.05)	106.49 (57.81-189.02)	1.14 (1.03-1.25)	7.48 (3.3-14.45)	9.87 (4.48-19.37)	1.15 (1.04-1.27)
Ecuador	108.72 (58.92-189.38)	134.92 (75.47-232.83)	0.75 (0.65-0.85)	10.01 (4.66-19.21)	12.41 (5.76-23.86)	0.76 (0.65-0.86)
Egypt	87.02 (47.27-153.55)	108.74 (57.32-197.41)	0.81 (0.65-0.97)	7.98 (3.67-15.39)	10.04 (4.35-19.28)	0.86 (0.69-1.03)
El Salvador	68.11 (36.83-118.11)	90.88 (48.78-158.27)	1.21 (1-1.42)	6.22 (2.7-11.81)	8.42 (3.75-16.1)	1.25 (1.04-1.46)
Equatorial Guinea	34.7 (19.16-59.74)	94.87 (51.65-164.08)	4.53 (4.03-5.03)	3.18 (1.39-6.19)	8.7 (3.86-16.31)	4.56 (4.05-5.07)
Eritrea	31.72 (17.04-54.01)	40.54 (21.94-69.46)	0.62 (0.48-0.75)	2.87 (1.12-5.48)	3.77 (1.68-7.15)	0.69 (0.56-0.83)
Estonia	64.65 (34.48-112.73)	75.88 (41.3-130.49)	0.93 (0.55-1.31)	5.99 (2.57-11.48)	7 (3.14-13.57)	0.98 (0.58-1.38)
Eswatini	52.76 (28.4-91.42)	66.42 (35.67-115.63)	0.82 (0.74-0.91)	4.88 (2.11-9.6)	6.15 (2.68-12.08)	0.84 (0.76-0.92)
Ethiopia	26.98 (14.35-46.36)	37.74 (20.03-64.8)	1.09 (0.86-1.32)	2.48 (1.15-4.47)	3.49 (1.59-6.52)	1.12 (0.88-1.35)
Fiji	38.92 (20.83-66.54)	45.08 (24.26-79.48)	0.47 (0.37-0.57)	3.59 (1.53-6.99)	4.15 (1.79-7.95)	0.5 (0.4-0.6)
Finland	214.3 (118.74-375.66)	250.98 (136.67-437.92)	0.66 (0.52-0.79)	19.6 (9.39-36.94)	23 (11.02-42.48)	0.68 (0.55-0.81)

France	254.49 (147.96-431.2)	252.26 (137.34-440.08)	-0.05 (-0.17-0.06)	23.58 (11.64-42.92)	23.11 (10.94-43.49)	-0.06 (-0.18-0.07)
Gabon	73.89 (40.38-129.52)	81.14 (43.5-139.37)	0.3 (0.26-0.34)	6.75 (3.09-13.26)	7.44 (3.41-14.11)	0.32 (0.27-0.36)
Gambia	38.14 (20.47-65.54)	42.18 (23.3-72.06)	0.27 (0.22-0.32)	3.5 (1.46-6.76)	3.84 (1.68-7.49)	0.27 (0.23-0.32)
Georgia	60.37 (33.19-106.11)	54.64 (29.53-95.98)	0.44 (0.08-0.8)	5.63 (2.47-10.93)	5.09 (2.18-9.87)	0.49 (0.1-0.87)
Germany	183.94 (101.36-316.7)	225.28 (121.49-386.24)	0.94 (0.83-1.05)	16.99 (8-32.62)	20.79 (9.63-38.73)	0.97 (0.86-1.08)
Ghana	38.29 (20-66.6)	52.8 (28.99-92.56)	1.14 (1.06-1.22)	3.53 (1.55-6.85)	4.86 (2.1-9.33)	1.14 (1.07-1.22)
Greece	240.02 (137.72-394.82)	236.25 (123.81-408.57)	-0.33 (-0.56--0.1)	21.99 (10.85-39.3)	21.56 (9.65-41.21)	-0.32 (-0.55--0.09)
Greenland	204.31 (112.43-362.83)	247.19 (130.51-447.4)	1.24 (1.03-1.45)	18.85 (8.89-35.5)	22.67 (10.35-43.46)	1.24 (1.02-1.45)
Grenada	74.28 (40.9-128.73)	110.21 (60.37-196.66)	1.36 (1.24-1.47)	6.84 (3.09-13.41)	10.18 (4.69-19.81)	1.37 (1.25-1.48)
Guam	75.67 (40.82-129.54)	76.08 (41.53-130.21)	0.44 (0.26-0.63)	7.1 (3.22-13.64)	7.09 (3.15-13.6)	0.45 (0.25-0.64)
Guatemala	66.68 (36.63-117)	85.69 (46.97-151.54)	0.89 (0.79-1)	6.12 (2.75-11.71)	7.92 (3.63-15.4)	0.93 (0.83-1.04)
Guinea	35.64 (19.59-61.41)	38.54 (20.74-67.05)	0.25 (0.19-0.3)	3.28 (1.35-6.44)	3.55 (1.52-6.58)	0.23 (0.17-0.28)
Guinea-Bissau	35.39 (18.78-60.58)	38.56 (20.77-65.69)	0.19 (0.15-0.24)	3.26 (1.31-6.09)	3.53 (1.54-6.91)	0.22 (0.17-0.26)
Guyana	69.32 (38.68-120.24)	89.92 (49.88-154.5)	1.17 (0.87-1.46)	6.28 (2.77-12.2)	8.29 (3.63-15.83)	1.18 (0.87-1.49)
Haiti	53.36 (28.71-91.49)	55.71 (30.4-96.82)	0.14 (0.05-0.24)	4.86 (2.13-9.19)	5.11 (2.23-10.03)	0.16 (0.06-0.26)
Honduras	59 (32.21-102.14)	75.87 (41.99-130.64)	0.88 (0.83-0.93)	5.41 (2.41-10.29)	7.02 (3.08-13.59)	0.91 (0.86-0.97)
Hungary	90.97 (52.69-153.01)	92.97 (50.2-163.48)	-0.13 (-0.26-0)	8.33 (3.93-15)	8.54 (3.92-16.16)	-0.1 (-0.23-0.03)
Iceland	207.02 (112.88-357.79)	246.35 (131.54-434.63)	0.74 (0.63-0.86)	19.11 (8.55-35.31)	22.61 (10.33-41.5)	0.76 (0.64-0.88)
India	36.51 (19.75-62.78)	59.65 (32.5-102.57)	1.78 (1.73-1.83)	3.35 (1.6-6.25)	5.48 (2.58-10.31)	1.79 (1.74-1.85)
Indonesia	34.36 (18.51-58.83)	48.49 (26.52-83.45)	0.92 (0.78-1.06)	3.17 (1.46-6)	4.47 (2.05-8.42)	0.93 (0.79-1.06)
Iran (Islamic Republic of)	96.55 (52.34-169.33)	130.25 (71.73-226.47)	1.29 (0.92-1.66)	8.9 (4.19-16.58)	12 (5.66-22.29)	1.36 (0.98-1.73)
Iraq	106.2 (56.82-185.53)	120.94 (66.5-211.88)	1.06 (0.72-1.4)	9.77 (4.19-18.52)	11.18 (4.92-21.34)	1.07 (0.72-1.41)
Ireland	171.52 (91.61-296.31)	240.96 (130.93-423.99)	0.89 (0.68-1.1)	15.69 (7.25-29.6)	22.06 (10.44-40.72)	0.93 (0.71-1.15)

Israel	137.09 (71.03-232.71)	210 (108.2-360.3)	1.7 (1.51-1.89)	12.65 (5.44-23.71)	19.4 (8.32-37.18)	1.7 (1.51-1.89)
Italy	396.71 (213.61-696.27)	314.63 (168.58-546.16)	-1.28 (-1.5-- 1.05)	36.47 (17.31-68.85)	28.78 (13.74-53.34)	-1.29 (-1.5-- 1.08)
Jamaica	82.82 (45.37-147.93)	95.99 (52.61-169.79)	0.67 (0.57-0.78)	7.63 (3.54-14.73)	8.82 (3.86-17.03)	0.68 (0.57-0.78)
Japan	162.63 (89.53-286.74)	171.39 (92.84-302.53)	0 (-0.11-0.11)	15.08 (7.2-29.27)	15.89 (7.63-30.69)	0 (-0.12-0.11)
Jordan	100.62 (54.31-174.73)	115.65 (62.76-203.63)	0.62 (0.53-0.71)	9.33 (4.28-18.21)	10.69 (4.72-20.63)	0.62 (0.53-0.72)
Kazakhstan	59.36 (31.72-103.49)	65.37 (35.97-114.38)	0.95 (0.62-1.29)	5.46 (2.46-10.58)	6.08 (2.8-11.7)	1.05 (0.69-1.4)
Kenya	40.48 (22-70.2)	47.65 (25.76-82.38)	0.37 (0.25-0.48)	3.74 (1.77-6.96)	4.4 (2.03-8.39)	0.38 (0.27-0.49)
Kiribati	29.58 (15.81-49.78)	29.53 (15.88-50.16)	0.18 (0.07-0.28)	2.74 (1.16-5.33)	2.71 (1.07-5.29)	0.17 (0.07-0.28)
Kuwait	153.6 (83.49-268.59)	178.6 (95.48-314.26)	0.71 (0.57-0.85)	14.16 (6.75-26.89)	16.54 (7.53-31.25)	0.73 (0.59-0.88)
Kyrgyzstan	43.94 (24.08-74.26)	40.05 (21.77-70.6)	0.22 (-0.01- 0.45)	4.07 (1.72-7.69)	3.75 (1.59-7.21)	0.27 (0.03-0.51)
Lao People's Democratic Republic	27.11 (14.56-45.57)	43.84 (23.39-75.92)	1.86 (1.76-1.96)	2.47 (1.05-4.67)	4.08 (1.75-7.77)	1.88 (1.79-1.98)
Latvia	65.51 (35.63-113.63)	73.91 (40.47-129.43)	0.98 (0.57-1.39)	6.14 (2.82-11.74)	6.78 (3.08-13.15)	1 (0.56-1.45)
Lebanon	105.37 (56.25-186.88)	115.13 (62.52-205.7)	0.8 (0.52-1.07)	9.74 (4.28-18.93)	10.62 (4.85-20.54)	0.86 (0.58-1.14)
Lesotho	37.41 (20.32-63.7)	52.21 (28.53-90.93)	1.05 (0.95-1.15)	3.46 (1.52-6.54)	4.81 (2.12-8.94)	1.09 (0.99-1.19)
Liberia	34.12 (18.3-58.31)	35.34 (19.18-61.62)	0.37 (0.16-0.58)	3.1 (1.34-5.89)	3.21 (1.35-6.25)	0.43 (0.22-0.63)
Libya	131.36 (72.05-233.85)	127.97 (68.25-230.29)	0.05 (-0.12- 0.22)	12.08 (5.44-23.74)	11.71 (5.3-22.05)	0.04 (-0.14- 0.21)
Lithuania	67.72 (36.22-118.28)	81.1 (43.77-139.57)	1.44 (1.15-1.73)	6.3 (2.76-12.1)	7.56 (3.31-14.38)	1.48 (1.18-1.79)
Luxembourg	232.55 (122.96-400.77)	301.74 (161.91-520.03)	1.1 (1.03-1.16)	21.52 (9.94-40.23)	27.79 (12.43-51.08)	1.09 (1.03-1.15)
Madagascar	37.54 (20.48-65.65)	38.64 (20.84-65.68)	0.07 (-0.03- 0.16)	3.41 (1.46-6.5)	3.56 (1.52-6.85)	0.1 (0-0.21)
Malawi	31.68 (17.08-54.72)	36.51 (20.03-62.22)	0.32 (0.21-0.43)	2.91 (1.23-5.77)	3.34 (1.41-6.42)	0.33 (0.23-0.43)
Malaysia	45.57 (25.02-78.69)	67.63 (37.08-117.94)	1.46 (1.42-1.51)	4.2 (1.82-8.13)	6.27 (2.78-11.57)	1.47 (1.42-1.52)

Maldives	35.54 (18.85-61.86)	51.98 (28.5-88.85)	1.86 (1.53-2.19)	3.3 (1.41-6.28)	4.87 (2.16-9.27)	1.95 (1.63-2.28)
Mali	31.29 (16.57-53.79)	39.5 (21.34-67.33)	0.74 (0.71-0.77)	2.86 (1.2-5.62)	3.65 (1.63-6.87)	0.76 (0.73-0.8)
Malta	165.45 (88.91-290.71)	233.03 (125.44-400.16)	1.31 (1.15-1.47)	15.18 (6.94-28.26)	21.45 (10.14-40.07)	1.34 (1.19-1.49)
Marshall Islands	29.37 (16.4-49.85)	36.65 (19.84-62.28)	0.52 (0.4-0.64)	2.7 (1.05-5.23)	3.39 (1.46-6.51)	0.56 (0.43-0.69)
Mauritania	41.99 (22.51-73.55)	49.61 (26.81-83.33)	0.49 (0.39-0.58)	3.89 (1.66-7.44)	4.56 (1.94-8.65)	0.51 (0.42-0.59)
Mauritius	44.93 (23.92-76.98)	67.91 (36.9-119.24)	1.21 (1.08-1.34)	4.11 (1.78-7.62)	6.24 (2.72-12.02)	1.23 (1.09-1.37)
Mexico	97.82 (54.42-170.97)	108.87 (60.93-189.39)	0.28 (0.24-0.33)	9.03 (4.38-17.09)	10.07 (4.72-19.35)	0.29 (0.24-0.33)
Micronesia (Federated States of)	31.3 (16.7-52.79)	38.15 (20.75-64.83)	0.61 (0.58-0.64)	2.9 (1.26-5.6)	3.51 (1.45-6.68)	0.6 (0.56-0.63)
Monaco	373.64 (205.59-624.09)	454.8 (248.8-764.78)	0.92 (0.78-1.06)	34.53 (16.18-63.11)	41.87 (19.3-78.77)	0.9 (0.75-1.05)
Mongolia	45.6 (24.4-78.1)	53.11 (29.21-91.91)	1.19 (0.92-1.46)	4.19 (1.88-8.18)	4.95 (2.16-9.38)	1.24 (0.97-1.52)
Montenegro	74.93 (39.54-134)	81.48 (44.03-140.76)	0.61 (0.45-0.78)	6.98 (3.04-13.29)	7.55 (3.27-14.34)	0.64 (0.47-0.81)
Morocco	84.86 (46.79-150.61)	109.5 (58.83-195.56)	0.88 (0.87-0.9)	7.81 (3.34-15.07)	10.13 (4.72-19.35)	0.9 (0.88-0.91)
Mozambique	25.86 (13.72-44.67)	34.87 (18.73-61.03)	1.01 (0.95-1.08)	2.35 (0.98-4.47)	3.23 (1.37-6.14)	1.06 (1.01-1.12)
Myanmar	24.97 (13.36-43.06)	42.8 (23.26-74.04)	2.16 (2.01-2.32)	2.3 (0.92-4.74)	3.95 (1.62-7.8)	2.18 (2.02-2.34)
Namibia	59 (32.07-102.54)	70.04 (38.48-119.78)	0.78 (0.69-0.87)	5.45 (2.35-10.53)	6.5 (2.88-12.31)	0.8 (0.69-0.9)
Nauru	50.89 (27.36-87.28)	48.2 (26.09-83.22)	-0.37 (-0.77-0.04)	4.73 (2.1-9.15)	4.45 (1.9-8.69)	-0.38 (-0.79-0.02)
Nepal	34.31 (18.05-59.56)	49.82 (27.23-85.65)	1.31 (1.22-1.4)	3.14 (1.34-5.89)	4.61 (2.01-8.76)	1.32 (1.22-1.42)
Netherlands	142.41 (89.2-223.02)	169.94 (93.8-282.51)	0.73 (0.65-0.81)	13.29 (6.78-22.94)	15.69 (7.17-28.46)	0.71 (0.62-0.8)
New Zealand	274.99 (151.24-489.23)	278.35 (154.45-489.52)	0.47 (0.26-0.67)	25.33 (11.88-49.09)	25.42 (11.88-48.98)	0.46 (0.24-0.67)
Nicaragua	61.88 (33.93-106.37)	75.27 (41.12-130.29)	0.81 (0.76-0.87)	5.68 (2.64-10.82)	6.96 (3.08-13.42)	0.86 (0.8-0.93)
Niger	31.02 (16.76-53.91)	32.49 (17.42-55.7)	-0.08 (-0.23-0.07)	2.83 (1.19-5.75)	3.02 (1.29-5.95)	-0.02 (-0.16-0.12)
Nigeria	43.68 (23.66-75.76)	53.44 (29.34-91.92)	0.88 (0.71-1.05)	4 (1.9-7.53)	4.89 (2.26-9.12)	0.88 (0.72-1.05)
Niue	41.67 (22.57-71.46)	53.3 (29.24-92.73)	0.7 (0.65-0.75)	3.89 (1.73-7.55)	4.91 (2.1-9.48)	0.7 (0.66-0.75)

North Macedonia	65.76 (34.85-113.72)	74.46 (40.34-131.04)	0.79 (0.67-0.92)	6.12 (2.53-11.85)	6.91 (2.98-13.4)	0.81 (0.68-0.94)
Northern Mariana Islands	80.48 (43.96-138.63)	84.25 (44.83-144.93)	0.27 (-0.24-0.78)	7.46 (3.35-14.81)	7.92 (3.32-15.47)	0.19 (-0.35-0.74)
Norway	240.19 (130.76-423.13)	251.39 (136.39-444.16)	0.41 (0.24-0.58)	22.26 (10.45-41.9)	23.13 (11.04-43.57)	0.39 (0.2-0.57)
Oman	116.81 (62.55-202.62)	149.94 (80.06-264.02)	0.94 (0.57-1.31)	10.75 (4.94-20.51)	13.92 (6.36-27.1)	1.01 (0.66-1.37)
Pakistan	41.78 (22.39-72.36)	53.23 (28.79-91.76)	0.7 (0.58-0.81)	3.85 (1.76-7.28)	4.91 (2.26-9.3)	0.69 (0.57-0.8)
Palau	53.82 (28.95-94.09)	55.88 (30.38-94.6)	0.25 (0.12-0.38)	4.99 (2.15-9.52)	5.13 (2.29-9.78)	0.24 (0.11-0.37)
Palestine	69.22 (36.86-120.61)	88.45 (47.98-154.12)	1 (0.92-1.08)	6.39 (2.86-12.28)	8.17 (3.63-15.59)	0.99 (0.91-1.06)
Panama	86.48 (46.7-152.08)	117.94 (63.39-204.26)	1.18 (1.05-1.32)	8.01 (3.7-15.28)	10.96 (5.04-20.77)	1.2 (1.06-1.33)
Papua New Guinea	31.58 (17.14-55.13)	34.8 (18.36-59.64)	0.36 (0.27-0.45)	2.89 (1.18-5.58)	3.2 (1.33-6.15)	0.38 (0.28-0.48)
Paraguay	64.85 (35.48-112.8)	87.53 (48.15-151.32)	1.11 (1.08-1.14)	5.96 (2.69-11.54)	8.04 (3.69-15.28)	1.13 (1.09-1.16)
Peru	104.4 (56.8-183.82)	133.84 (74.3-232.25)	0.88 (0.72-1.03)	9.63 (4.33-18.14)	12.39 (6.06-23.43)	0.9 (0.75-1.05)
Philippines	34.91 (18.96-60.37)	43.57 (23.8-75.29)	0.81 (0.69-0.93)	3.21 (1.51-6.07)	4.05 (1.92-7.6)	0.84 (0.72-0.96)
Poland	59.99 (32.67-103.68)	81.68 (44.09-142.07)	1.2 (0.98-1.42)	5.53 (2.59-10.45)	7.56 (3.44-14.62)	1.27 (1.04-1.5)
Portugal	192.06 (104.93-337.27)	246.62 (133.27-429.39)	0.55 (0.41-0.68)	17.47 (7.88-33.52)	22.62 (10.64-43.23)	0.54 (0.4-0.68)
Puerto Rico	120.34 (66-211.03)	150.98 (84.26-261.7)	0.78 (0.73-0.83)	11.08 (5.15-21.5)	13.93 (6.46-26.87)	0.78 (0.73-0.84)
Qatar	173.19 (92.86-301.05)	193.73 (104.1-341.43)	0.79 (0.6-0.98)	16.07 (7.31-30.02)	18.05 (8.07-34.37)	0.84 (0.65-1.02)
Republic of Korea	121.1 (64.21-210.81)	176.41 (94.24-318.21)	1.47 (1.29-1.66)	11.25 (4.94-21.36)	16.41 (7.46-31.72)	1.51 (1.31-1.71)
Republic of Moldova	49.6 (27.24-84.38)	50.74 (27.27-87.19)	0.36 (0.19-0.52)	4.6 (2-8.76)	4.69 (2-9.31)	0.4 (0.21-0.59)
Romania	68.61 (36.66-118.2)	81.25 (43.5-143.7)	0.69 (0.56-0.82)	6.28 (2.69-12.16)	7.46 (3.3-14.48)	0.72 (0.56-0.87)
Russian Federation	65.2 (35.34-112.63)	66.61 (36.04-113.8)	0.29 (0.01-0.56)	6.05 (2.87-11.3)	6.2 (2.96-11.74)	0.35 (0.05-0.66)
Rwanda	32.74 (17.66-56.39)	42.77 (22.96-74.1)	0.99 (0.87-1.1)	3.02 (1.29-5.68)	3.94 (1.64-7.51)	1.05 (0.92-1.18)
Saint Kitts and Nevis	95.86 (51.93-168.43)	133.78 (73.43-233.13)	1.24 (1.14-1.34)	8.9 (4.14-16.77)	12.36 (5.76-23.48)	1.25 (1.15-1.36)
Saint Lucia	85.61 (46.65-151.96)	110.67 (60.74-192.49)	0.96 (0.88-1.03)	7.89 (3.41-15.45)	10.2 (4.69-19.62)	0.96 (0.88-1.05)
Saint Vincent and the Grenadines	77.08 (41.57-132.67)	101.94 (54.71-181.31)	0.96 (0.92-1.01)	7.13 (3.31-13.67)	9.42 (4.26-17.96)	0.98 (0.93-1.03)

Samoa	36.74 (19.58-62.83)	41.84 (22.27-72.14)	0.56 (0.43-0.69)	3.4 (1.43-6.57)	3.87 (1.61-7.25)	0.54 (0.41-0.66)
San Marino	270.53 (145.07-476.86)	288.98 (157.77-511.76)	0.31 (0.24-0.38)	24.88 (11.4-47.44)	26.5 (12.56-49.1)	0.29 (0.22-0.36)
Sao Tome and Principe	41.78 (22.84-73.64)	51 (27.95-88.77)	0.53 (0.43-0.63)	3.81 (1.68-7.36)	4.69 (2.05-8.79)	0.56 (0.46-0.65)
Saudi Arabia	135.04 (71.36-236.29)	173.56 (106.24-283.99)	1.12 (1.03-1.22)	12.54 (5.78-24.35)	16.12 (7.97-29.45)	1.12 (1.02-1.22)
Senegal	39.32 (21.23-69.48)	46.07 (24.99-80.3)	0.44 (0.39-0.48)	3.61 (1.46-6.8)	4.19 (1.79-8.11)	0.45 (0.39-0.5)
Serbia	66.14 (34.67-116.95)	74.28 (40.09-129.6)	0.58 (0.47-0.7)	6.09 (2.68-11.5)	6.88 (2.98-13.76)	0.59 (0.48-0.71)
Seychelles	53.67 (29.37-93.69)	66.04 (34.69-113.98)	0.71 (0.66-0.76)	4.98 (2.11-9.4)	6.14 (2.56-11.64)	0.73 (0.68-0.78)
Sierra Leone	35.67 (19.03-61.52)	39.66 (21.32-68.78)	0.44 (0.26-0.61)	3.29 (1.36-6.37)	3.64 (1.63-7.14)	0.47 (0.27-0.66)
Singapore	160.07 (88.85-281.84)	203.41 (111.8-360.32)	1.16 (0.85-1.47)	14.94 (6.97-28.86)	19.21 (9.07-37.46)	1.2 (0.88-1.53)
Slovakia	72.65 (39.57-125.73)	88.89 (49.1-154.66)	0.94 (0.76-1.12)	6.67 (2.93-13.04)	8.21 (3.74-15.63)	0.99 (0.8-1.18)
Slovenia	81.62 (43.9-146.26)	86.32 (46.39-157.01)	0.36 (0.16-0.56)	7.48 (3.39-14.6)	7.97 (3.53-16.01)	0.4 (0.18-0.61)
Solomon Islands	28.02 (14.98-48.3)	29.76 (16.01-51.07)	-0.04 (-0.15-0.08)	2.57 (1.04-5.02)	2.75 (1.11-5.35)	-0.03 (-0.14-0.09)
Somalia	22.92 (12.33-39.26)	21.06 (11.57-36.28)	-0.6 (-0.79--0.4)	2.09 (0.8-4.05)	1.95 (0.74-3.8)	-0.55 (-0.73--0.37)
South Africa	66.39 (36.42-114.12)	71.11 (38.7-123.78)	0.45 (0.33-0.57)	6.12 (2.87-11.47)	6.55 (3.13-12.23)	0.48 (0.35-0.6)
South Sudan	63.24 (33.71-110.36)	64.95 (34.72-112.72)	-0.01 (-0.11-0.08)	5.78 (2.55-10.99)	5.91 (2.57-11.25)	-0.02 (-0.11-0.07)
Spain	267.52 (177.11-422.61)	334.35 (181.55-585.78)	0.52 (0.17-0.88)	24.41 (13.09-42.93)	30.41 (13.81-56.38)	0.52 (0.15-0.88)
Sri Lanka	35.98 (19.31-62.78)	52.59 (27.64-91.69)	1.15 (1.08-1.22)	3.34 (1.36-6.51)	4.87 (2.08-9.28)	1.17 (1.09-1.25)
Sudan	64.85 (34.25-113.89)	82.1 (44.6-141.8)	0.97 (0.88-1.06)	5.98 (2.63-11.21)	7.51 (3.46-14.05)	0.96 (0.87-1.05)
Suriname	87.28 (48.48-153.63)	100.34 (54.97-174.2)	0.75 (0.67-0.83)	8.08 (3.83-15.62)	9.24 (4.17-17.13)	0.76 (0.67-0.85)
Sweden	257.47 (135.36-443.05)	305.68 (161.27-521.56)	1.01 (0.75-1.28)	23.82 (10.72-45.51)	28.1 (12.78-53.22)	1.01 (0.75-1.28)
Switzerland	215.34 (120.78-372.55)	236.38 (131.1-422.77)	0.61 (0.5-0.72)	19.83 (9.3-36.93)	21.81 (10.16-41.04)	0.62 (0.51-0.73)
Syrian Arab Republic	77.54 (40.77-136.22)	106.37 (56.01-186.34)	0.98 (0.92-1.04)	7.15 (3.14-13.83)	9.68 (4.31-18.91)	0.95 (0.89-1.01)

Taiwan (Province of China)	54.22 (30.22-94.13)	83.1 (44.76-144.59)	1.43 (1.28-1.59)	5.03 (2.18-9.36)	7.87 (3.41-15.18)	1.47 (1.31-1.62)
Tajikistan	44.95 (24.51-76.51)	40.63 (21.51-70.39)	0.29 (-0.06-0.63)	4.19 (1.84-7.97)	3.76 (1.59-7.11)	0.28 (-0.08-0.64)
Thailand	43.21 (22.82-72.56)	61.66 (33.21-106.89)	1.23 (1.14-1.32)	3.99 (1.71-7.7)	5.71 (2.5-11.22)	1.24 (1.15-1.34)
Timor-Leste	28.24 (15.14-48.48)	42.2 (22.67-70.8)	1.76 (1.6-1.91)	2.63 (1.09-4.84)	3.94 (1.65-7.69)	1.75 (1.6-1.9)
Togo	36.48 (19.91-62.15)	39.02 (20.89-66.19)	0.1 (0.04-0.16)	3.34 (1.42-6.26)	3.58 (1.57-7.07)	0.1 (0.04-0.16)
Tokelau	33.15 (17.95-58.06)	41.93 (22.99-72.1)	1.2 (1.04-1.35)	3.06 (1.34-6.02)	3.88 (1.7-7.31)	1.17 (1.01-1.33)
Tonga	36.2 (19.35-62.22)	40.35 (22.03-68.98)	0.28 (0.23-0.32)	3.35 (1.46-6.53)	3.73 (1.53-7.47)	0.28 (0.23-0.32)
Trinidad and Tobago	90.85 (49.52-159.35)	124.47 (68.75-217.87)	1.43 (1.11-1.74)	8.4 (3.77-16.09)	11.46 (5.21-21.68)	1.47 (1.14-1.8)
Tunisia	90.97 (48.5-163.86)	114.37 (61.26-202.08)	0.9 (0.67-1.14)	8.45 (3.7-16.47)	10.57 (4.74-20.3)	0.94 (0.7-1.18)
Turkey	113.83 (61.73-202.4)	235.26 (132.52-400.07)	2.74 (2.54-2.94)	10.43 (4.73-19.7)	21.69 (10.17-39.45)	2.72 (2.53-2.92)
Turkmenistan	52.74 (28.41-92.02)	65.38 (35.04-113.77)	1.36 (1.05-1.67)	4.89 (2.21-9.19)	6.08 (2.66-11.96)	1.37 (1.05-1.69)
Tuvalu	29.2 (15.47-50.52)	38.48 (21.14-66.45)	0.88 (0.85-0.92)	2.71 (1.14-5.31)	3.58 (1.5-6.92)	0.84 (0.8-0.88)
Uganda	32.09 (17.09-56.2)	41.27 (21.9-71.28)	0.97 (0.9-1.04)	2.91 (1.2-5.89)	3.84 (1.69-7.34)	1 (0.94-1.07)
Ukraine	59.59 (31.66-103.6)	53.03 (28.27-92.73)	-0.01 (-0.24-0.22)	5.48 (2.4-10.73)	4.92 (2.14-9.35)	0.05 (-0.2-0.3)
United Arab Emirates	162.86 (87.06-283.59)	166.26 (89.16-297.69)	-0.24 (-0.54-0.07)	15.25 (6.9-29.47)	15.35 (6.79-29.89)	-0.24 (-0.55-0.08)
United Kingdom	178.82 (96.4-314.91)	209.86 (114.68-366.21)	0.96 (0.79-1.13)	16.52 (7.83-31.53)	19.19 (9.13-36.04)	0.97 (0.8-1.14)
United Republic of Tanzania	37.05 (19.83-64.13)	44.86 (24.18-76.79)	0.63 (0.53-0.74)	3.4 (1.38-6.56)	4.11 (1.77-7.8)	0.66 (0.54-0.77)
United States of America	180.1 (96.8-324.73)	211.71 (112.85-380.53)	0.22 (-0.11-0.56)	16.6 (7.81-31.73)	19.28 (9.14-37.3)	0.21 (-0.13-0.54)
United States Virgin Islands	115.64 (62.45-205.67)	147.26 (82.2-255.06)	0.96 (0.76-1.16)	10.65 (4.79-21.18)	13.59 (6.25-25.97)	0.98 (0.79-1.18)

Uruguay	137.17 (73.62-242.99)	180.9 (94.75-317.52)	0.91 (0.79-1.04)	12.61 (5.79-23.77)	16.71 (7.75-31.87)	0.92 (0.79-1.05)
Uzbekistan	42.67 (23.26-73.24)	51.48 (27.81-88.36)	1.12 (0.93-1.31)	3.97 (1.7-7.56)	4.76 (2.03-8.97)	1.13 (0.94-1.33)
Vanuatu	29.82 (16.44-50.4)	31.98 (17.44-54.77)	0.25 (0.2-0.3)	2.76 (1.12-5.29)	2.94 (1.15-5.53)	0.26 (0.2-0.31)
Venezuela (Bolivarian Republic of)	92.31 (50.6-163.52)	94.93 (53.01-163.11)	0.39 (0.24-0.54)	8.48 (3.82-16.35)	8.72 (4.01-16.42)	0.39 (0.23-0.56)
Viet Nam	26.24 (14.17-45.26)	41.38 (22.36-70.35)	1.92 (1.69-2.14)	2.44 (1-4.79)	3.82 (1.66-7.46)	1.98 (1.74-2.21)
Yemen	61.29 (33-107.67)	68.14 (37.13-119.75)	0.52 (0.29-0.75)	5.64 (2.5-11.11)	6.23 (2.69-12.12)	0.52 (0.29-0.76)
Zambia	44.18 (23.59-76.17)	49.97 (27.13-86.78)	0.59 (0.36-0.82)	4.04 (1.72-7.89)	4.57 (2-8.66)	0.59 (0.36-0.83)
Zimbabwe	46.18 (24.86-78.2)	43.81 (23.43-76.28)	-0.65 (-0.86-- 0.44)	4.23 (1.82-7.98)	4.07 (1.77-8.04)	-0.63 (-0.84-- 0.42)