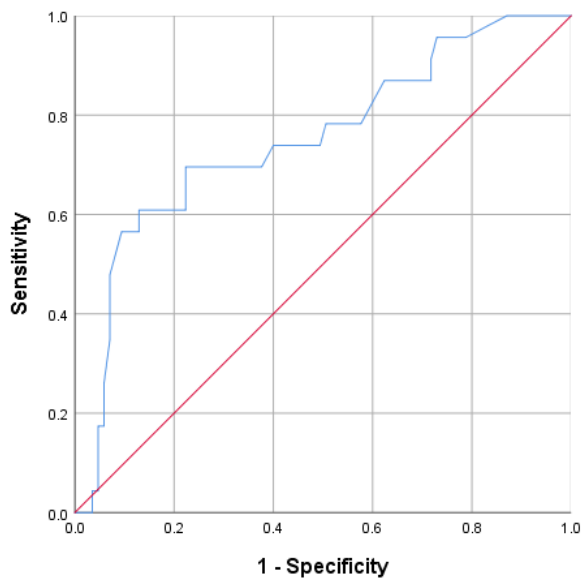


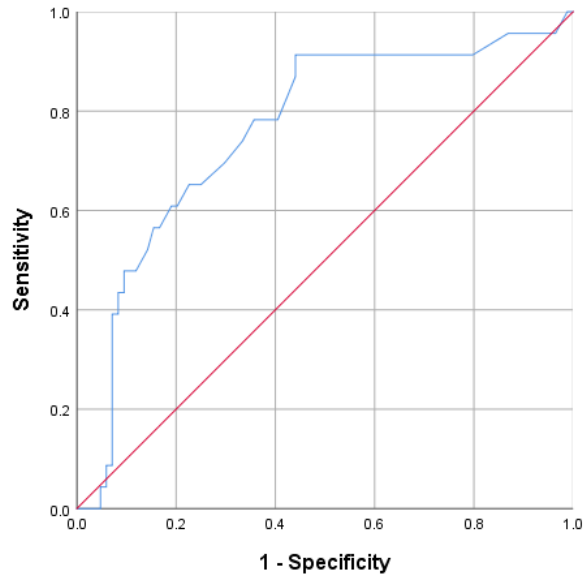
ROC for RBC and FI-LB groups

AUC: 0.660, p value: 0.018, 95% CI : 0.528-0.793, Cut-off Value: 35.50

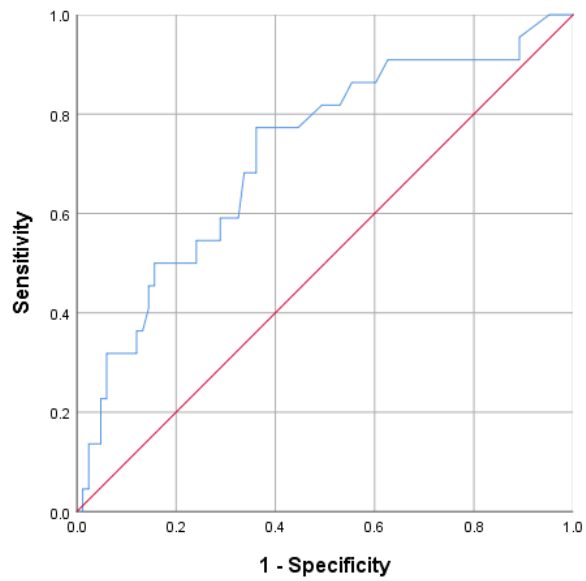


ROC for AST and FI-LB groups

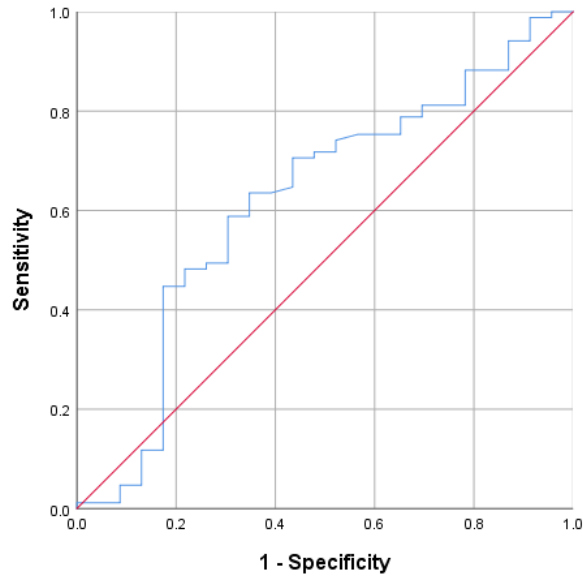
AUC: 0.751, p value < 0.001, 95% CI : 0.632-0.869, Cut-off Value: 35.55



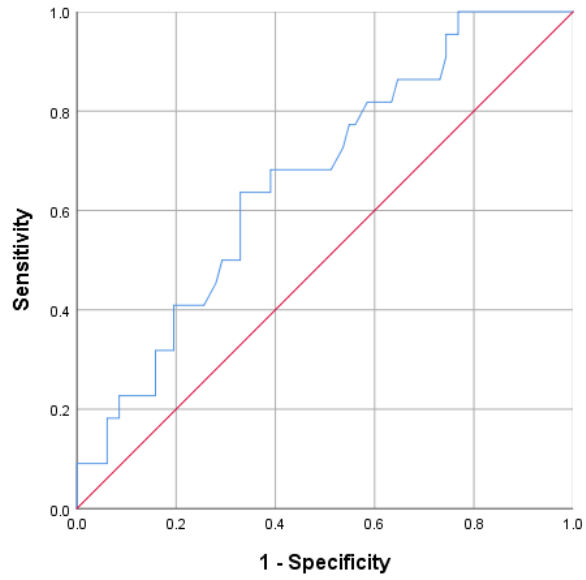
ROC for ALT and FI-LB groups
 AUC: 0.761, p value < 0.001, 95% CI : 0.648-0.875, Cut-off Value: 25.50



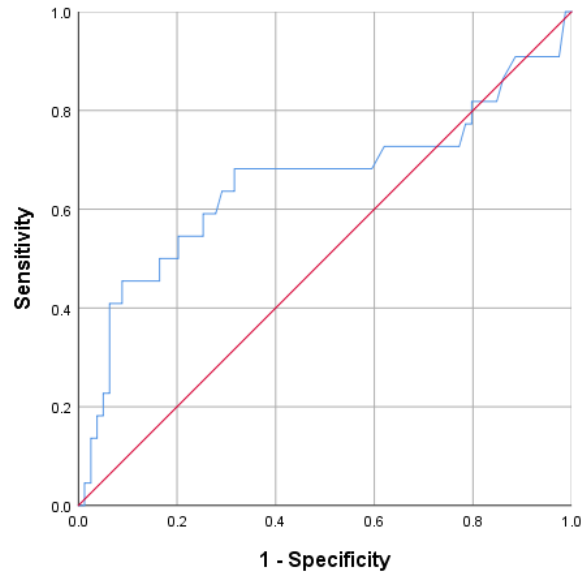
ROC for GGT and FI-LB groups
 AUC: 0.719, p value=0.002, 95% CI : 0.596-0.841, Cut-off Value: 46.50



ROC for Che and FI-LB groups
 AUC: 0.620, p value=0.078, 95% CI : 0.48-0.756, Cut-off Value: 6513.00



ROC for LDH and FI-LB groups
 AUC: 0.665, p value=0.018, 95% CI : 0.544-0.785, Cut-off Value: 177.50



ROC for ADA and FI-LB groups
AUC: 0.655, p value=0.027, 95% CI : 0.501-0.809, Cut-off Value: 17.55