
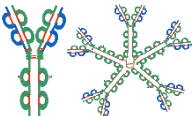




Supplementary Table 1 Prevalence and features of IL1RA AAbs in still's disease and other conditions

IL1RA features	AutoAbs Still's disease	Vaccine myocarditis	induced MISC	IgG4-RD
Prevalence (%)	18.9	30	62	16
Ig classes	 Predominantly IgG1	 IgG and IgM	 Predominantly IgG1	 IgG4 (~ 90%)
Titre	Up to 1:800	1:200-1:800	1:200-1:800	Data not available
Epitope specificity	Residues Gly98–Asn116, Phe125–Gly143	Threonine 111	Residues 98–143	Met136–Glu152, Phe100–Gly119
Function	Neutralization	Neutralization	Neutralization	Neutralization
Clinical significance	No association with disease activity and no response to anakinra treatment	Inversely correlated with disease severity	No association with clinical presentation or severity	Associated with the extent of organ involvement