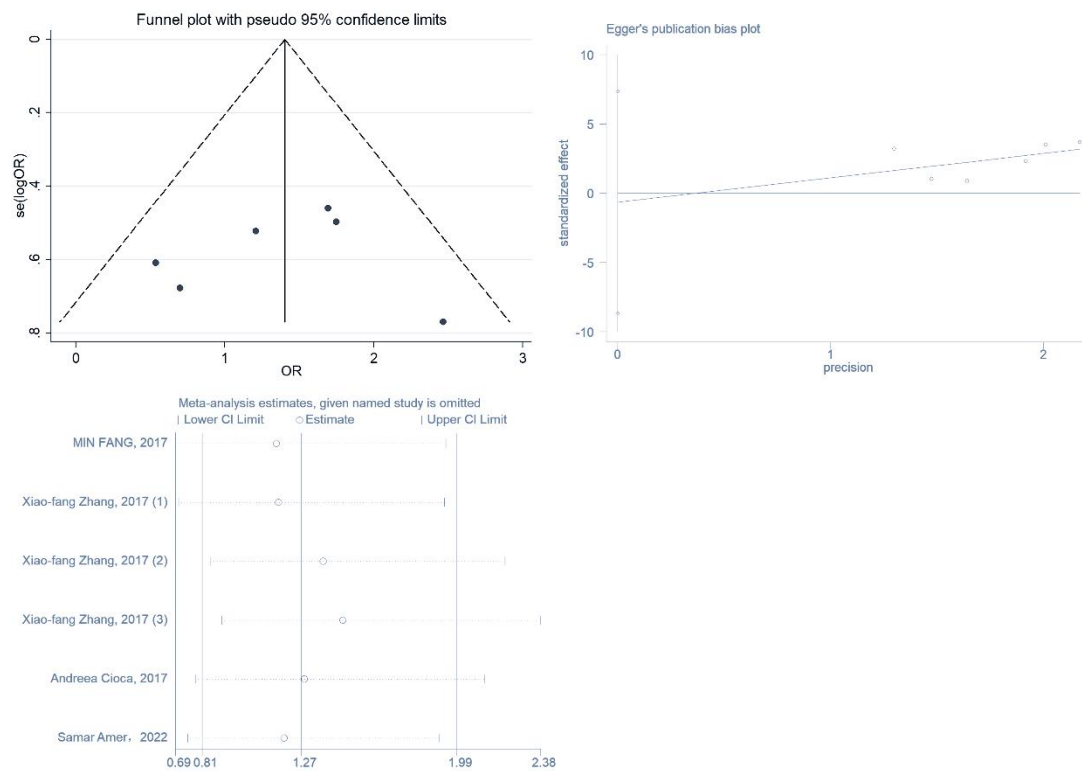
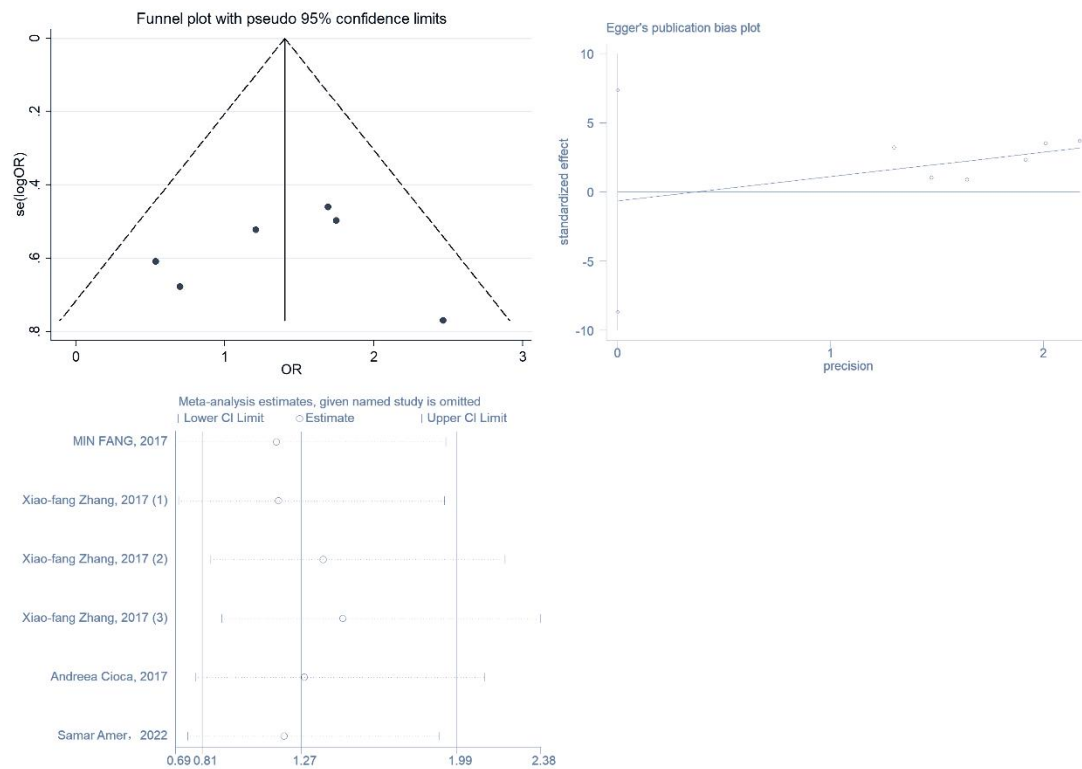


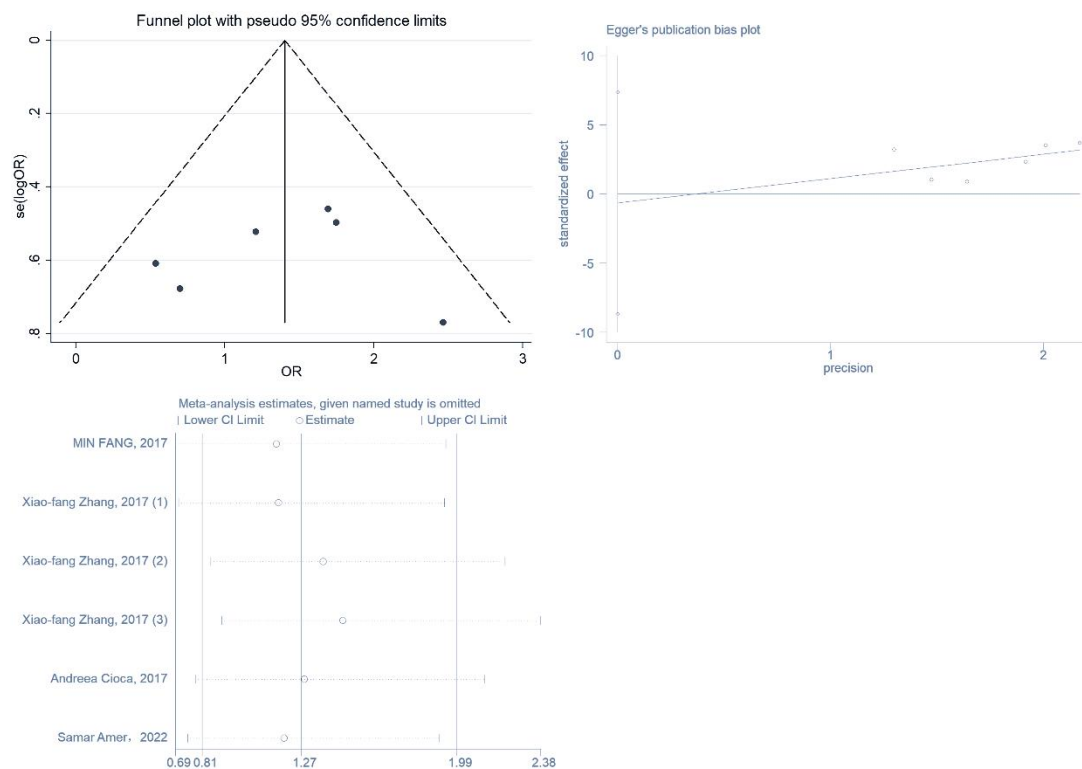
Supplementary Figure 1 The Funnel plot, Egger test plot and sensitive plot of the impact of CAFs on the tumor size (cm) (> 5) in LC patients.



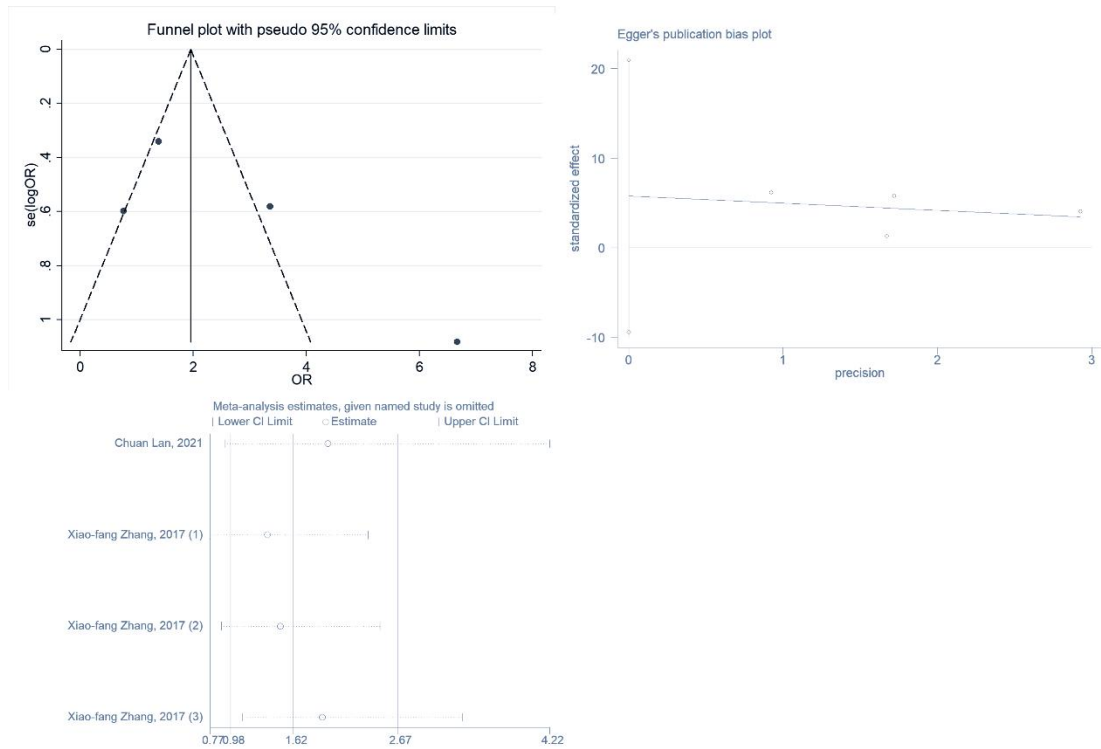
Supplementary Figure 2 The Funnel plot, Egger test plot and sensitive plot of the impact of CAFs on the venous infiltration in LC patients.



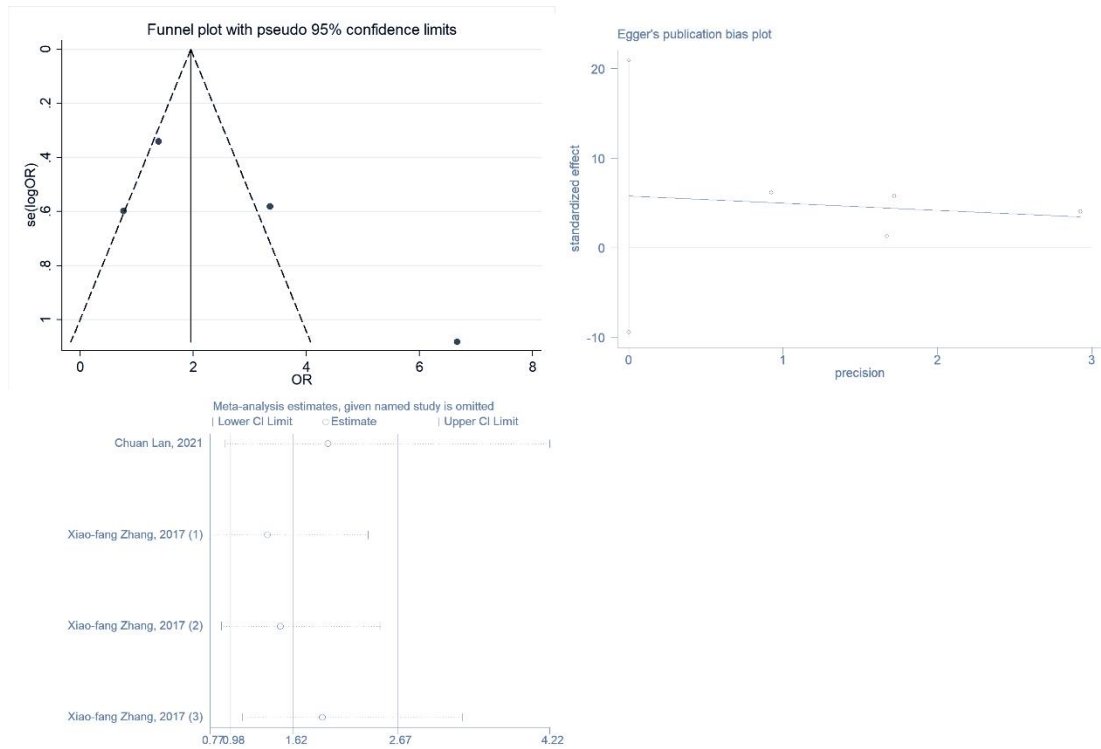
Supplementary Figure 3 The Funnel plot, Egger test plot and sensitive plot of the impact of CAFs on the TNM stage (advanced) in LC patients.



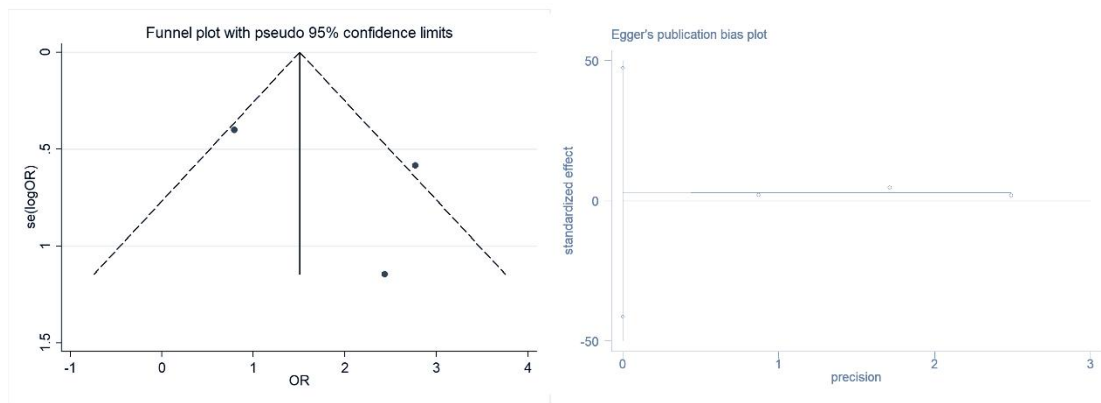
Supplementary Figure 4: The Funnel plot, Egger test plot and sensitive plot of the impact of CAFs on the high AFP (> 200) in LC patients.



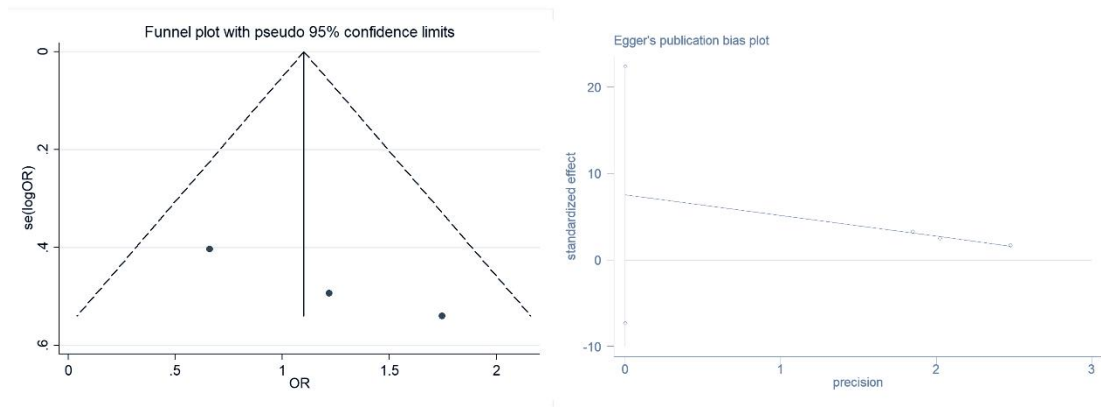
Supplementary Figure 5 The Funnel plot, Egger test plot and sensitive plot of the impact of CAFs on the low differentiation in LC patients.



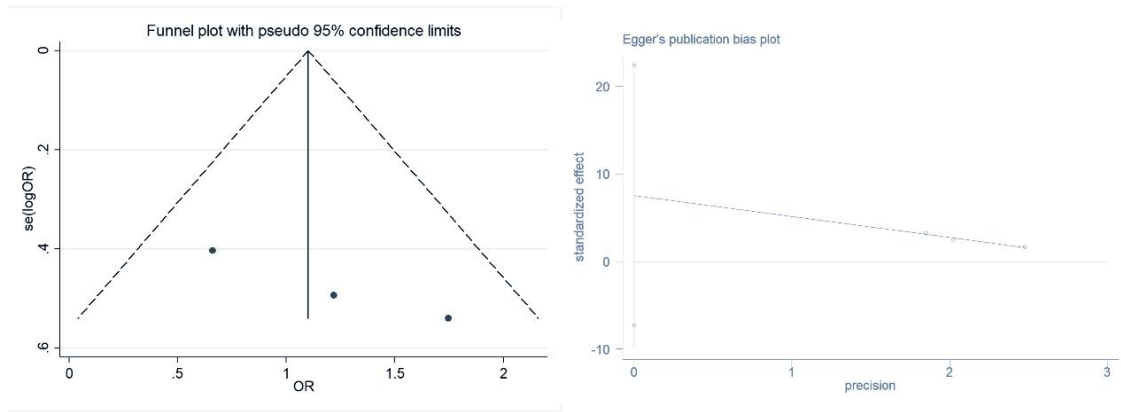
Supplementary Figure 6 The Funnel plot, Egger test plot and sensitive plot of the impact of CAFs on the overall survival (OS) in LC patients.



Supplementary Figure 7 The Funnel plot, Egger test plot and sensitive plot of the impact of α -SMA on the venous infiltration in LC patients.



Supplementary Figure 7 The Funnel plot, Egger test plot and sensitive plot of the impact of α -SMA on the TNM stage (advanced) in LC patients.



Supplementary Figure 9 The Funnel plot, Egger test plot and sensitive plot of the impact of α -SMA on the overall survival (OS) in LC patients.

Supplementary Table 1 Search strategy in online databases

Number	Terms and strategies	Logic
#1	liver Neoplasms	(Mesh/Topic/Theme)
#2	liver Cancer	(Title/ Abstract)
#3	liver Tumor	(Title/ Abstract)
#4	Malignant Tumor of liver	(Title/ Abstract)
#5	hepatic Malignant Tumor	(Title/ Abstract)
#6	hepatic Malignant Tumors	(Title/ Abstract)
#7	Cancer of the liver	(Title/ Abstract)
#8	Cancer of liver	(Title/ Abstract)
#9	Malignant Neoplasm of liver	(Title/ Abstract)
#10	hepatic Carcinoma	(Title/ Abstract)
#11	hepatic Carcinomas	(Title/ Abstract)
#12	hepatocellular carcinoma	(Title/ Abstract)
#13	hepatocellular carcinomas	(Title/ Abstract)
#14	#1 OR #2 OR #3 OR #4 OR #5 OR #6 OR #7 OR #8 OR #9 OR #10 OR #11 OR #12 OR #13	
#15	Cancer-Associated Fibroblasts	(All Fields/Topic/Theme)
#16	Cancer Associated Fibroblasts	(Title/ Abstract)
#17	CAFs	(Title/ Abstract)
#18	#15 OR #16 OR #17	
#19	#14 AND #18	
Number	Terms and strategies	Logic
#1	liver Tumor	(Mesh/Topic/Theme)
#2	liver Neoplasms	(Abstract)
#3	liver Cancer	(Abstract)
#4	Malignant Tumor of liver	(Abstract)
#5	hepatic Malignant Tumor	(Abstract)
#6	hepatic Malignant Tumors	(Abstract)

#7	Cancer of the liver	(Abstract)
#8	Cancer of liver	(Abstract)
#9	Malignant Neoplasm of liver	(Abstract)
#10	hepatic Carcinoma	(Abstract)
#11	hepatic Carcinomas	(Abstract)
#12	hepatocellular carcinoma	(Abstract)
#13	hepatocellular carcinomas	(Abstract)
#14	#1 OR #2 OR #3 OR #4 OR #5 OR #6 OR #7 OR #8 OR #9 OR #10 OR #11 OR #12 OR #13	
#15	Cancer-Associated Fibroblasts	(All Fields/Topic/Theme)
#16	Cancer Associated Fibroblasts	(Abstract)
#17	CAFs	(Abstract)
#18	#15 OR #16 OR #17	
#19	#14 AND #18	

Web of Science Core Collection

Number	Terms and strategies	Logic
#1	liver Tumor	(Topic)
#2	liver Neoplasms	(Topic)
#3	liver Cancer	(Topic)
#4	Malignant Tumor of liver	(Topic)
#5	hepatic Malignant Tumor	(Topic)
#6	hepatic Malignant Tumors	(Topic)
#7	Cancer of the liver	(Topic)
#8	Cancer of liver	(Topic)
#9	Malignant Neoplasm of liver	(Topic)
#10	hepatic Carcinoma	(Topic)
#11	hepatic Carcinomas	(Topic)
#12	hepatocellular carcinoma	(Topic)
#13	hepatocellular carcinomas	(Topic)

#14	#1 OR #2 OR #3 OR #4 OR #5 OR #6 OR #7 OR #8 OR #9 OR #10 OR #11 OR #12 OR #13	
#15	Cancer-Associated Fibroblasts	(Topic)
#16	Cancer Associated Fibroblasts	(Topic)
#17	CAFs	(Topic)
#18	#15 OR #16 OR #17	
#19	#14 AND #18	
