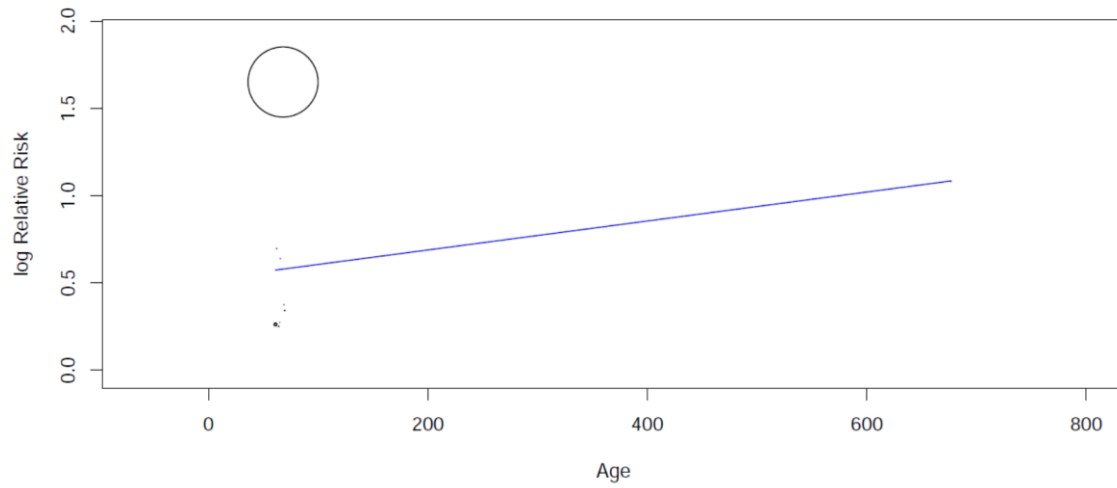
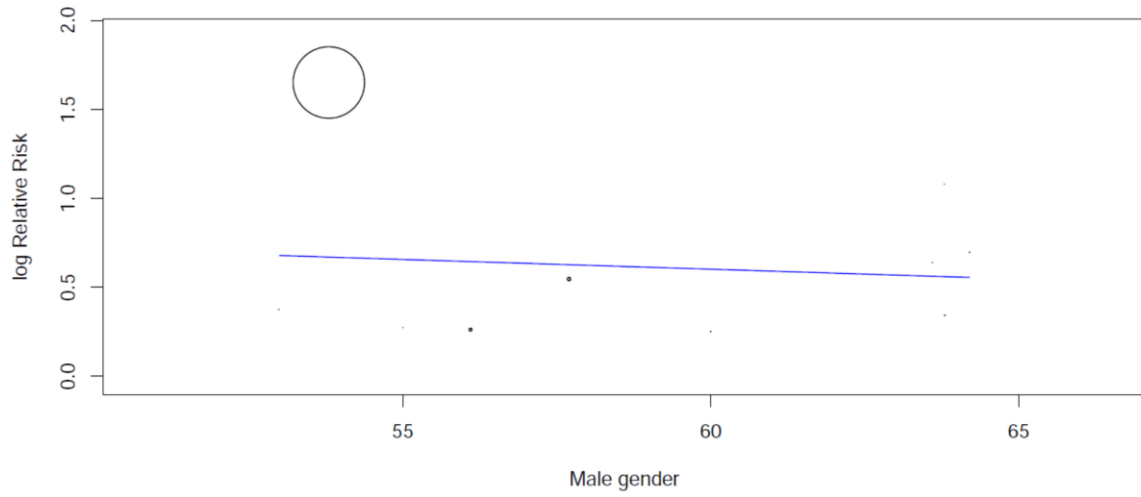


Supplementary Table 1 Search strategy

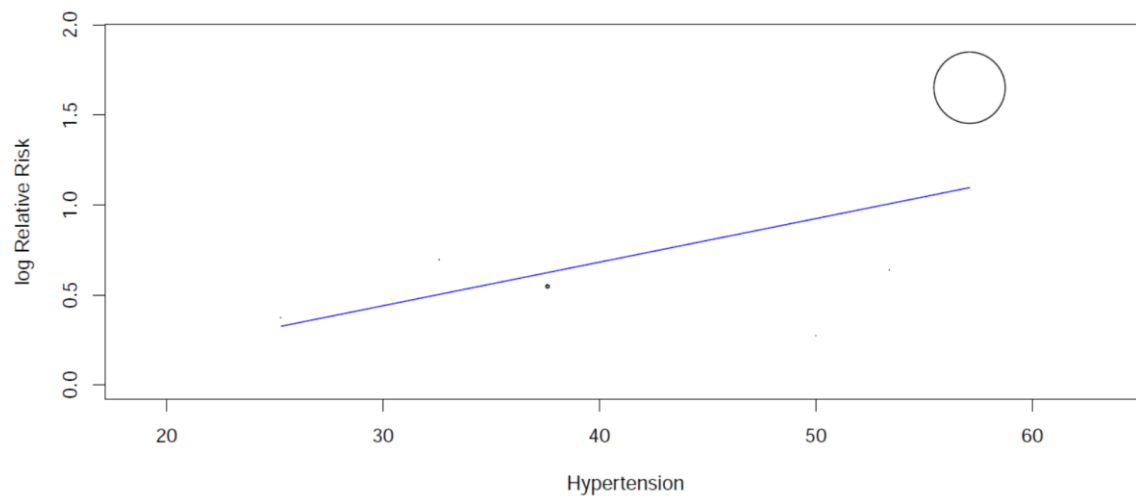
Query	Search Details
<p>(((cancer) OR (malignancy)) AND (septic shock)) AND (mortality)</p>	<p>("cancer s"[All Fields] OR "cancerated"[All Fields] OR "canceration"[All Fields] OR "cancerization"[All Fields] OR "cancerized"[All Fields] OR "cancerous"[All Fields] OR "neoplasms"[MeSH Terms] OR "neoplasms"[All Fields] OR "cancer"[All Fields] OR "cancers"[All Fields] OR ("malign"[All Fields] OR "malignance"[All Fields] OR "malignances"[All Fields] OR "malignant"[All Fields] OR "malignants"[All Fields] OR "malignities"[All Fields] OR "malignity"[All Fields] OR "malignization"[All Fields] OR "malignized"[All Fields] OR "maligns"[All Fields] OR "neoplasms"[MeSH Terms] OR "neoplasms"[All Fields] OR "malignancies"[All Fields] OR "malignancy"[All Fields])) AND ("shock, septic"[MeSH Terms] OR ("shock"[All Fields] AND "septic"[All Fields])) OR "septic shock"[All Fields] OR ("septic"[All Fields] AND "shock"[All Fields])) AND ("mortality"[MeSH Terms] OR "mortality"[All Fields] OR "mortalities"[All Fields] OR "mortality"[MeSH Subheading])</p>
<p>(((cancer) OR (malignancy)) AND (sepsis)) AND (mortality)</p>	<p>("cancer s"[All Fields] OR "cancerated"[All Fields] OR "canceration"[All Fields] OR "cancerization"[All Fields] OR "cancerized"[All Fields] OR "cancerous"[All Fields] OR "neoplasms"[MeSH Terms] OR "neoplasms"[All Fields] OR "cancer"[All Fields] OR "cancers"[All Fields] OR ("malign"[All Fields] OR "malignance"[All Fields] OR "malignances"[All Fields] OR "malignant"[All Fields] OR "malignants"[All Fields] OR "malignities"[All Fields] OR "malignity"[All Fields] OR "malignization"[All Fields] OR "malignized"[All Fields] OR "maligns"[All Fields] OR "neoplasms"[MeSH Terms] OR "neoplasms"[All Fields] OR "malignancies"[All Fields] OR "malignancy"[All Fields])) AND ("sepsis"[MeSH Terms] OR "sepsis"[All Fields]) AND ("mortality"[MeSH Terms] OR "mortality"[All Fields] OR "mortalities"[All Fields] OR "mortality"[MeSH Subheading])</p>



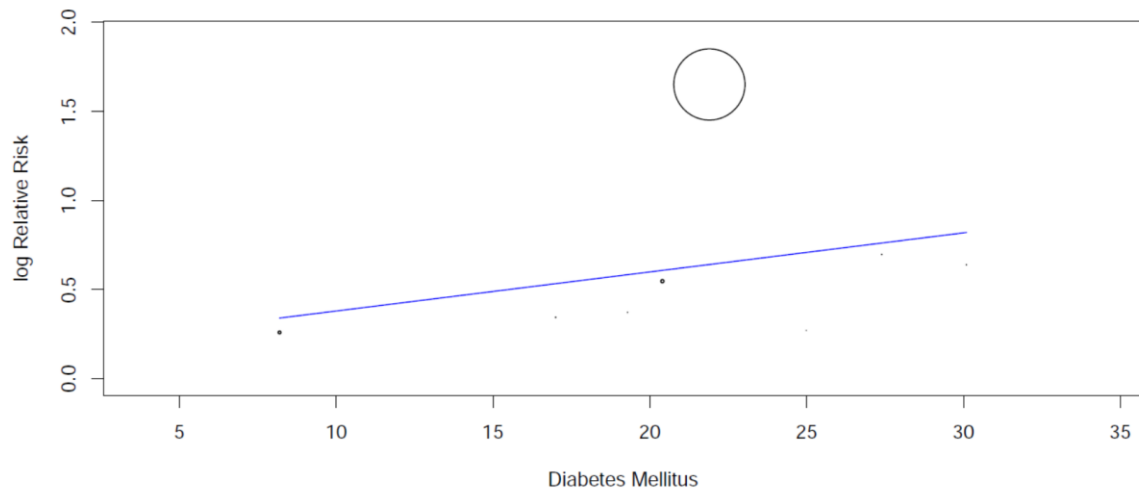
Supplementary Figure 1 Meta-regression plot for the influence of age on mortality rates.



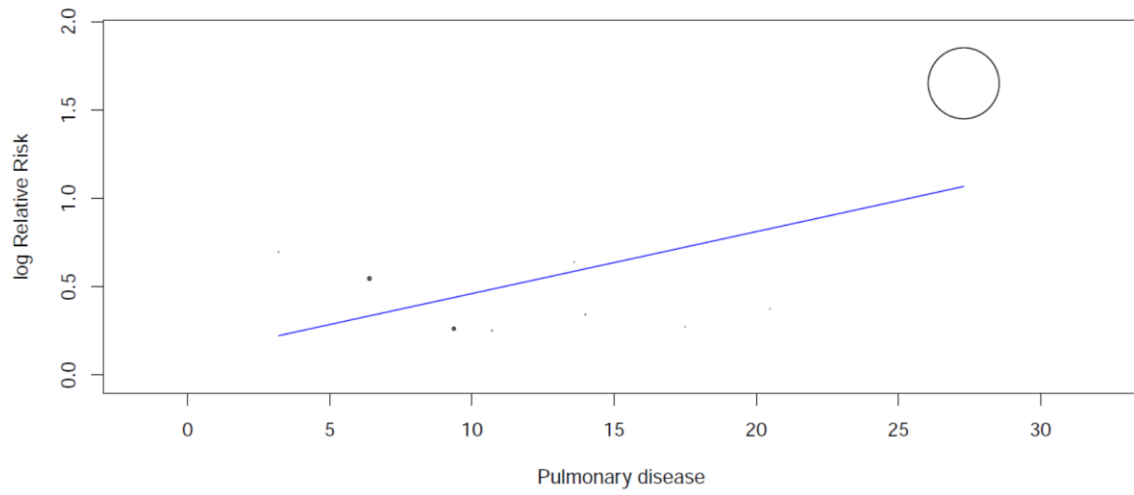
Supplementary Figure 2 Meta-regression plot for the influence of male gender on mortality rates.



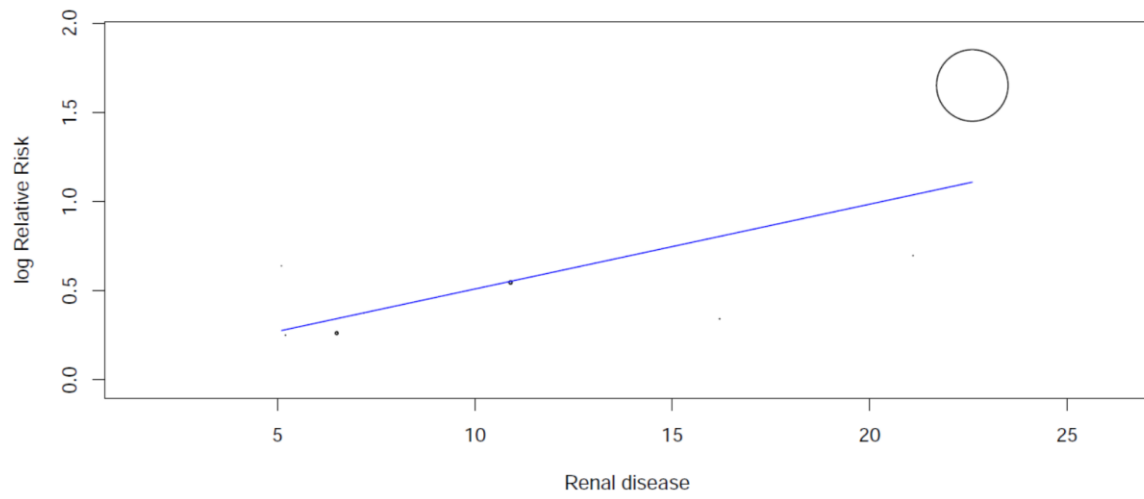
Supplementary Figure 3 Meta-regression plot for the influence of hypertension on mortality rates.



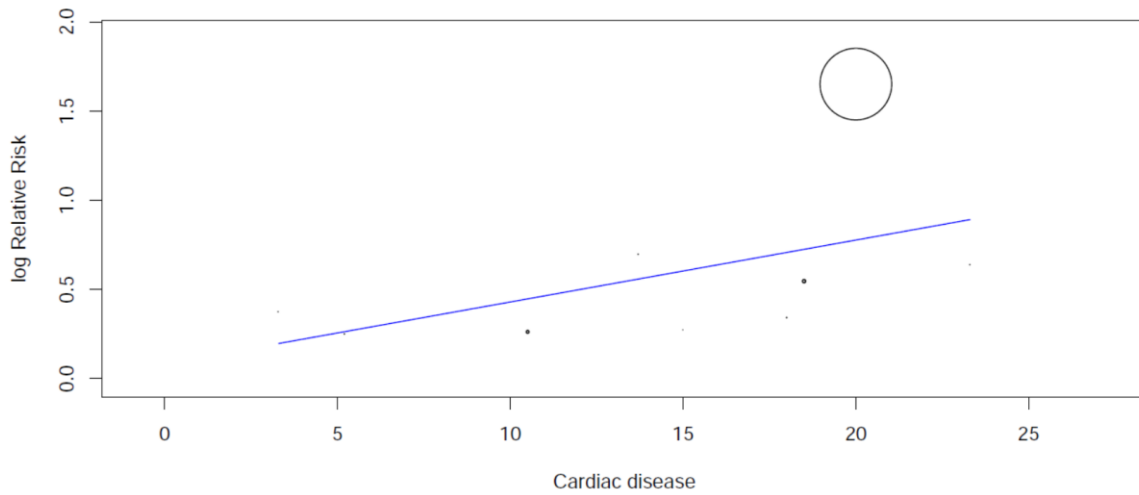
Supplementary Figure 4 Meta-regression plot for the influence of diabetes mellitus on mortality rates.



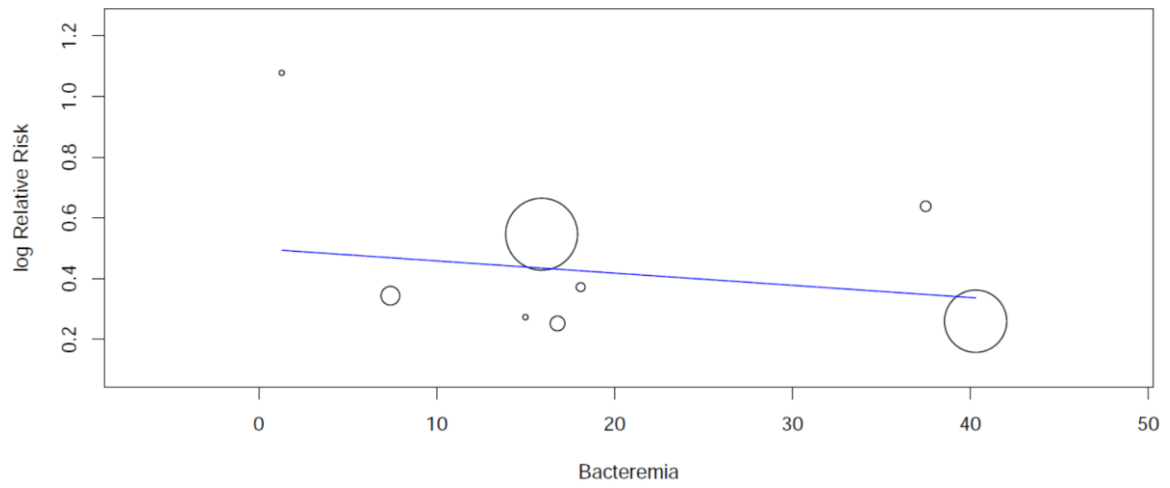
Supplementary Figure 5 Meta-regression plot for the influence of pulmonary disease on mortality rates.



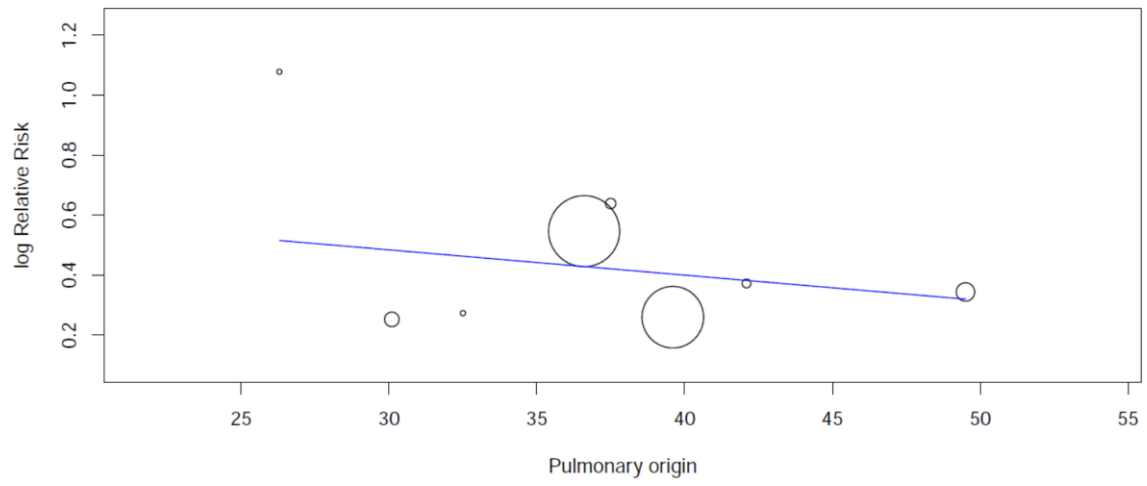
Supplementary Figure 6 Meta-regression plot for the influence of renal disease on mortality rates.



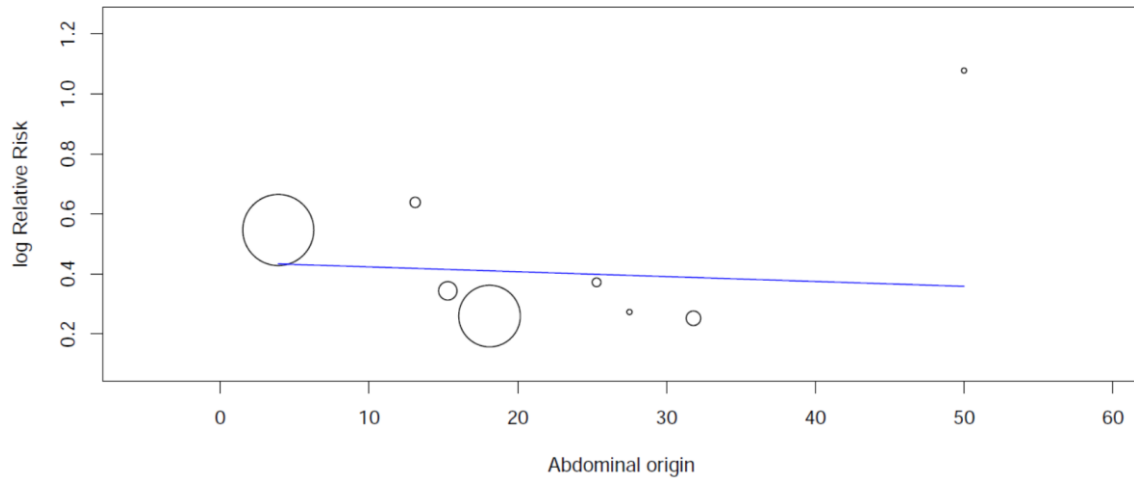
Supplementary Figure 7 Meta-regression plot for the influence of cardiac disease on mortality rates.



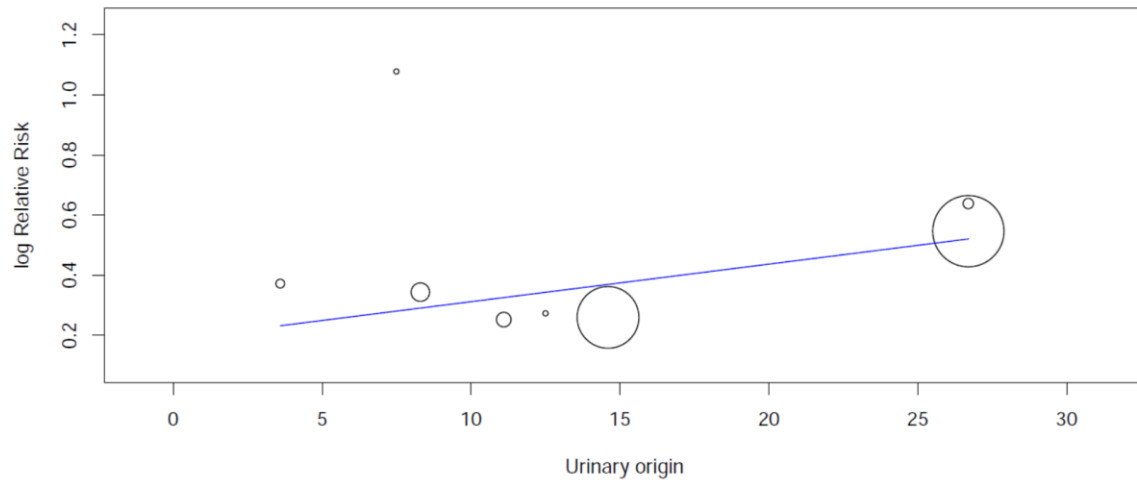
Supplementary Figure 8 Meta-regression plot for the influence of bacteremia on mortality rates.



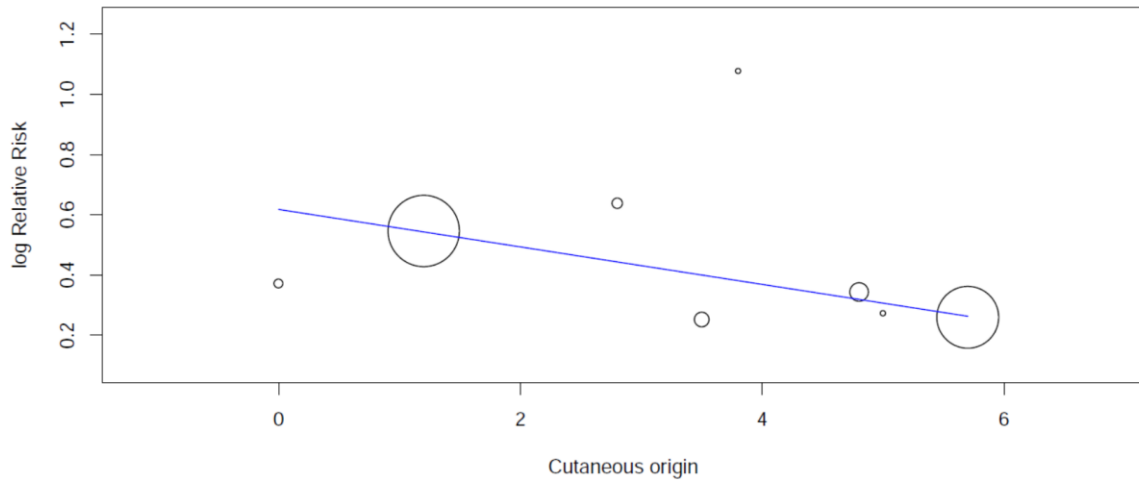
Supplementary Figure 9 Meta-regression plot for the influence of pulmonary origin infection on mortality rates.



Supplementary Figure 10 Meta-regression plot for the influence of abdominal origin infection on mortality rates.



Supplementary Figure 11 Meta-regression plot for the influence of urinary tract origin infection on mortality rates.



Supplementary Figure 12 Meta-regression plot for the influence of cutaneous origin infection on mortality rates.