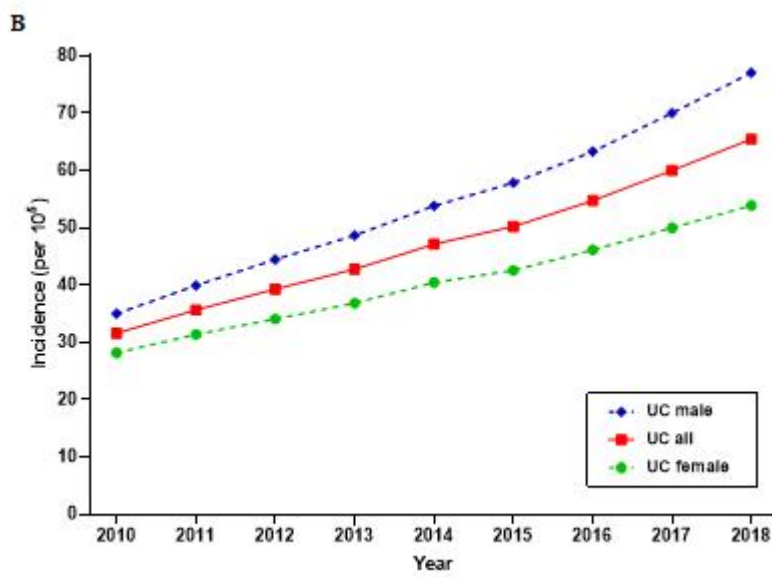
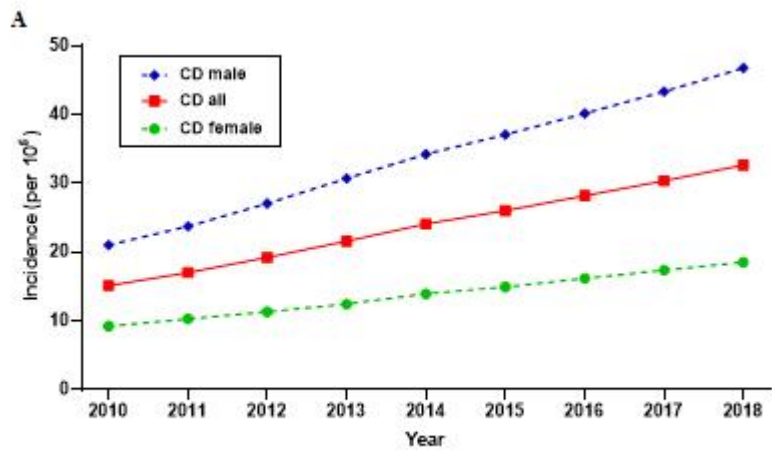


Supplementary Table 1 Accuracy of diagnostic definition using the healthcare data from Songpa-Kangdong district, Seoul, South Korea

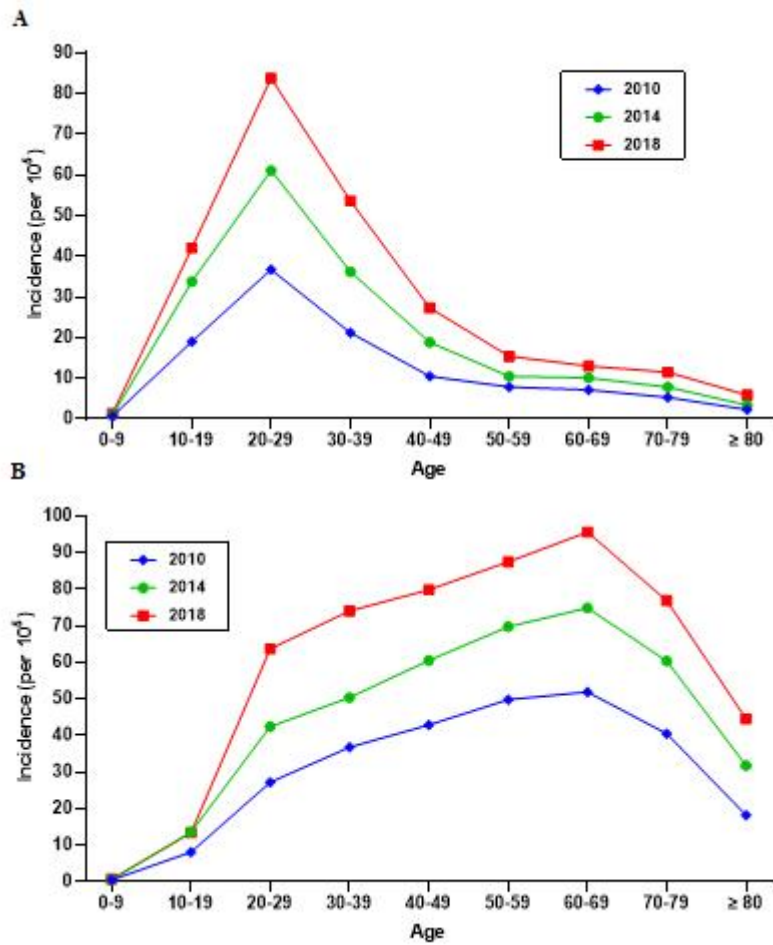
Incidence rate¹	2011	2012	2013	2014	2015	Total
CD						
ICD-10	19.39	17.96	16.98	16.09	16.27	17.34
ICD-10 and V- code	3.49	4.02	4.29	3.40	3.75	3.79
Reference	2.18	2.38	2.53	2.54	2.42	2.44
UC						
ICD-10	97.50	129.67	105.19	106.17	106.71	109.05
ICD-10 and V- code	7.06	7.24	7.86	6.70	8.13	7.40
Reference	5.61	5.61	5.49	5.83	6.58	5.82

¹Per 100000 person-years.

CD, Crohn's disease; UC, Ulcerative colitis.

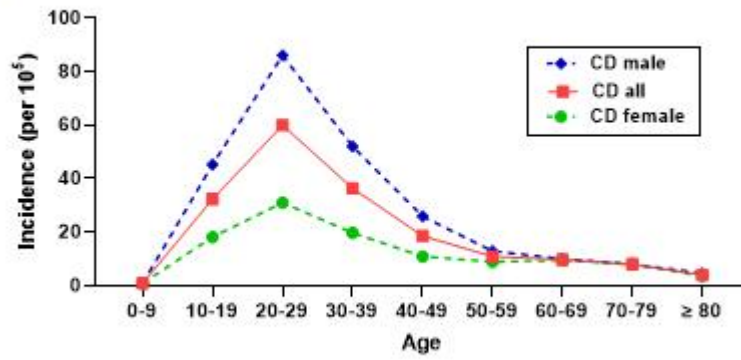


Supplementary Figure 1 Prevalence of Crohn's disease and Ulcerative colitis, from 2010 to 2018 in South Korea. A: Crohn's disease; B: Ulcerative colitis.

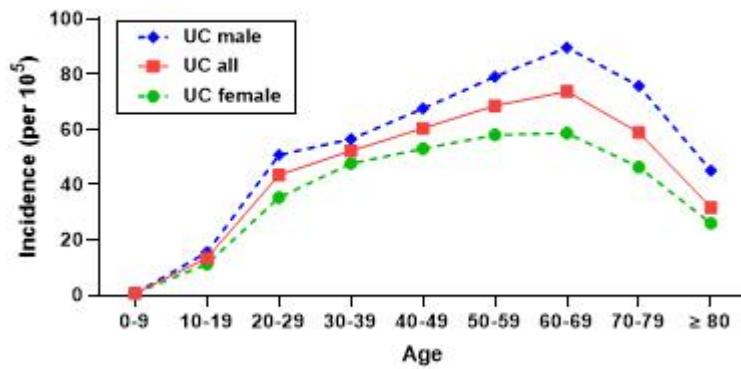


Supplementary Figure 2 Age-specific prevalence of Crohn's disease and Ulcerative colitis in 2010, 2014, and 2018 in South Korea. A: Crohn's disease; B: Ulcerative colitis.

A



B



Supplementary Figure 3 Age- and sex-specific prevalence of Crohn's disease and Ulcerative colitis in 2018. A: Crohn's disease; B: Ulcerative colitis.