

World Journal of *Psychiatry*

Monthly Volume 15 Number 1 January 19, 2025



EDITORIAL

Chen XM, Zhang S, Gao SQ, Xu M. Interleukin-6 in epilepsy and its neuropsychiatric comorbidities: How to bridge the gap. *World J Psychiatry* 2025; 15(1): 100297 [DOI: [10.5498/wjp.v15.i1.100297](https://doi.org/10.5498/wjp.v15.i1.100297)]

Zhang Y, Xing HY, Yan J. Development and prospect of near-infrared spectroscopy-assisted schizophrenia diagnosis based on bibliometrics. *World J Psychiatry* 2025; 15(1): 100791 [DOI: [10.5498/wjp.v15.i1.100791](https://doi.org/10.5498/wjp.v15.i1.100791)]

Fang RY, Pan XR, Zeng XX, Li ZZ, Chen BF, Zeng HM, Peng J. Gut-brain axis as a bridge in obesity and depression: Mechanistic exploration and therapeutic prospects. *World J Psychiatry* 2025; 15(1): 101134 [DOI: [10.5498/wjp.v15.i1.101134](https://doi.org/10.5498/wjp.v15.i1.101134)]

Sarac E. Relationship between the use of smart medical services and mental health status. *World J Psychiatry* 2025; 15(1): 101246 [DOI: [10.5498/wjp.v15.i1.101246](https://doi.org/10.5498/wjp.v15.i1.101246)]

Zhang BR, Yang X. Motivational interviewing in postoperative rehabilitation and chronic disease management: Current findings and future research directions. *World J Psychiatry* 2025; 15(1): 102737 [DOI: [10.5498/wjp.v15.i1.102737](https://doi.org/10.5498/wjp.v15.i1.102737)]

MINIREVIEWS

Xu M, Jin HY, Sun FL, Jin WD. Negative efficacy of antidepressants in pharmacotherapy of child and adolescent depression. *World J Psychiatry* 2025; 15(1): 100308 [DOI: [10.5498/wjp.v15.i1.100308](https://doi.org/10.5498/wjp.v15.i1.100308)]

ORIGINAL ARTICLE**Case Control Study**

Song YN, Xia S, Sun Z, Chen YC, Jiao L, Wan WH, Zhang HW, Guo X, Guo H, Jia SF, Li XX, Cao SX, Fu LB, Liu MM, Zhou T, Zhang LF, Jia QQ. Metabolic pathway modulation by olanzapine: Multitarget approach for treating violent aggression in patients with schizophrenia. *World J Psychiatry* 2025; 15(1): 101186 [DOI: [10.5498/wjp.v15.i1.101186](https://doi.org/10.5498/wjp.v15.i1.101186)]

Retrospective Study

Liu J, Guo YP, Lu YM, Wang BL. Clinical value of combining epirubicin with mindfulness intervention in patients with urinary system tumors and depression. *World J Psychiatry* 2025; 15(1): 98737 [DOI: [10.5498/wjp.v15.i1.98737](https://doi.org/10.5498/wjp.v15.i1.98737)]

Jiang QH, Gong WD. Correlation analyse between thyroid hormone levels and severity of schizophrenia symptoms. *World J Psychiatry* 2025; 15(1): 100880 [DOI: [10.5498/wjp.v15.i1.100880](https://doi.org/10.5498/wjp.v15.i1.100880)]

Yang KJ, Huang JJ, Xuan CX. Association of stent thrombectomy and conventional treatment with neuroprotection, complications, anxiety, and depression in acute ischemic stroke patients. *World J Psychiatry* 2025; 15(1): 101182 [DOI: [10.5498/wjp.v15.i1.101182](https://doi.org/10.5498/wjp.v15.i1.101182)]

Wang B, Shi D, Sun YD, Dong B. Correlation between anxiety, depression, and social stress in young patients with thoracolumbar spine fractures. *World J Psychiatry* 2025; 15(1): 101373 [DOI: [10.5498/wjp.v15.i1.101373](https://doi.org/10.5498/wjp.v15.i1.101373)]

Xu YX, Niu XX, Jia WC, Wen J, Cheng XL, Han Y, Peng MH, Zhou J, Liu Y, Jiang SF, Li XP. Burden of mental disorders and risk factors in the Western Pacific region from 1990 to 2021. *World J Psychiatry* 2025; 15(1): 101750 [DOI: [10.5498/wjp.v15.i1.101750](https://doi.org/10.5498/wjp.v15.i1.101750)]

Observational Study

Liao H, Liao S, Gao YJ, Wang X, Guo LH, Zheng S, Yang W, Dai YN. Near-infrared brain functional characteristics of mild cognitive impairment with sleep disorders. *World J Psychiatry* 2025; 15(1): 97945 [DOI: 10.5498/wjp.v15.i1.97945]

Liao ZL, Pu XL, Zheng ZY, Luo J. Social function scores and influencing factors in patients with residual depressive symptoms. *World J Psychiatry* 2025; 15(1): 98630 [DOI: 10.5498/wjp.v15.i1.98630]

Fu ZW, Li YJ, Yu R, Guo RQ, Gao LX, Zhao SX. Relationship between parenting stress and behavioral and emotional problems in preschool children: A mediation effect analysis. *World J Psychiatry* 2025; 15(1): 100068 [DOI: 10.5498/wjp.v15.i1.100068]

Fang J, Li LH, He MQ, Ji Y, Lu DY, Zhang LB, Yao JL. Mediating role of health literacy in the relationship between social isolation and psychological distress among pre-frail older adults. *World J Psychiatry* 2025; 15(1): 100953 [DOI: 10.5498/wjp.v15.i1.100953]

Wu RY, Ge LF, Zhong BL. Posttraumatic stress symptoms among Chinese university students during the COVID-19 pandemic: Prevalence, correlates, and mental health help-seeking. *World J Psychiatry* 2025; 15(1): 102012 [DOI: 10.5498/wjp.v15.i1.102012]

SCIENTOMETRICS

Chen BF, Liu L, Lin FZ, Zeng HM, Huang HQ, Zhang CF, Liu CC, Chen X, Peng J, Wang YF, Wang ZL, Chen B, Liu DL, Liu Y, Li ZZ, Zeng XX. Comprehensive bibliometric analysis of pharmacotherapy for bipolar disorders: Present trends and future directions. *World J Psychiatry* 2025; 15(1): 100685 [DOI: 10.5498/wjp.v15.i1.100685]

Yang C, Zhang K, Wang Q, Wang S, Li H, Zhang K. Global research status and trends of somatic symptom disorder: A bibliometric study. *World J Psychiatry* 2025; 15(1): 100730 [DOI: 10.5498/wjp.v15.i1.100730]

LETTER TO THE EDITOR

Priego-Parra BA, Remes-Troche JM. Perceptions and emotions in postoperative recovery of patients with perianal diseases. *World J Psychiatry* 2025; 15(1): 101563 [DOI: 10.5498/wjp.v15.i1.101563]

Huang SS. Challenges in the management of visual and tactile hallucinations in elderly people. *World J Psychiatry* 2025; 15(1): 101946 [DOI: 10.5498/wjp.v15.i1.101946]

Okpete UE, Byeon H. Brain-derived neurotrophic factor alterations and cognitive decline in schizophrenia: Implications for early intervention. *World J Psychiatry* 2025; 15(1): 102131 [DOI: 10.5498/wjp.v15.i1.102131]

ABOUT COVER

Editorial Board Member of *World Journal of Psychiatry*, Massimo Pasquini, MD, PhD, Full Professor, Department of Human Neurosciences-Faculty of Medicine and Dentistry, SAPIENZA University of Rome, Rome 00185, Italy. massimo.pasquini@uniroma1.it

AIMS AND SCOPE

The primary aim of *World Journal of Psychiatry (WJP, World J Psychiatry)* is to provide scholars and readers from various fields of psychiatry with a platform to publish high-quality basic and clinical research articles and communicate their research findings online.

WJP mainly publishes articles reporting research results and findings obtained in the field of psychiatry and covering a wide range of topics including adolescent psychiatry, biological psychiatry, child psychiatry, community psychiatry, ethnopsychology, psychoanalysis, psychosomatic medicine, etc.

INDEXING/ABSTRACTING

The *WJP* is now abstracted and indexed in Science Citation Index Expanded (SCIE, also known as SciSearch®), Current Contents/Clinical Medicine, Journal Citation Reports/Science Edition, PubMed, PubMed Central, Reference Citation Analysis, China Science and Technology Journal Database, and Superstar Journals Database. The 2024 Edition of Journal Citation Reports® cites the 2023 journal impact factor (JIF) for *WJP* as 3.9; JIF without journal self cites: 3.8; 5-year JIF: 3.7; JIF Rank: 58/279 in psychiatry; JIF Quartile: Q1; and 5-year JIF Quartile: Q2.

RESPONSIBLE EDITORS FOR THIS ISSUE

Production Editor: *Hua-Ge Yan*; Production Department Director: *Xu Guo*; Cover Editor: *Jia-Ping Yan*.

NAME OF JOURNAL

World Journal of Psychiatry

ISSN

ISSN 2220-3206 (online)

LAUNCH DATE

December 31, 2011

FREQUENCY

Monthly

EDITORS-IN-CHIEF

Ting-Shao Zhu

EDITORIAL BOARD MEMBERS

<https://www.wjgnet.com/2220-3206/editorialboard.htm>

PUBLICATION DATE

January 19, 2025

COPYRIGHT

© 2025 Baishideng Publishing Group Inc

INSTRUCTIONS TO AUTHORS

<https://www.wjgnet.com/bpg/gerinfo/204>

GUIDELINES FOR ETHICS DOCUMENTS

<https://www.wjgnet.com/bpg/GerInfo/287>

GUIDELINES FOR NON-NATIVE SPEAKERS OF ENGLISH

<https://www.wjgnet.com/bpg/gerinfo/240>

PUBLICATION ETHICS

<https://www.wjgnet.com/bpg/GerInfo/288>

PUBLICATION MISCONDUCT

<https://www.wjgnet.com/bpg/gerinfo/208>

ARTICLE PROCESSING CHARGE

<https://www.wjgnet.com/bpg/gerinfo/242>

STEPS FOR SUBMITTING MANUSCRIPTS

<https://www.wjgnet.com/bpg/GerInfo/239>

ONLINE SUBMISSION

<https://www.f6publishing.com>

Brain-derived neurotrophic factor alterations and cognitive decline in schizophrenia: Implications for early intervention

Uchenna E Okpete, Haewon Byeon

Specialty type: Psychiatry

Provenance and peer review:

Unsolicited article; Externally peer reviewed.

Peer-review model: Single blind

Peer-review report's classification

Scientific Quality: Grade B

Novelty: Grade B

Creativity or Innovation: Grade B

Scientific Significance: Grade A

P-Reviewer: Du XQ

Received: October 9, 2024

Revised: November 12, 2024

Accepted: December 2, 2024

Published online: January 19, 2025

Processing time: 69 Days and 20.6 Hours



Uchenna E Okpete, Haewon Byeon, Department of Digital Anti-aging Healthcare (BK21), Inje University, Gimhae 50834, South Korea

Corresponding author: Haewon Byeon, PhD, Associate Professor, Department of Digital Anti-aging Healthcare (BK21), Inje University, 197 Injero, Gimhae 50834, South Korea.

bhwpuma@naver.com

Abstract

This manuscript explores the recent study by Cui *et al* which assessed the interplay between inflammatory cytokines and brain-derived neurotrophic factor (BDNF) levels in first-episode schizophrenia patients. The study revealed that higher levels of interleukin-6 and tumor necrosis factor- α correlated with reduced BDNF levels and poorer cognitive performance. Schizophrenia is a severe psychiatric disorder impacting approximately 1% of the global population, characterized by positive symptoms (hallucinations and delusions), negative symptoms (diminished motivation and cognitive impairments) and disorganized thoughts and behaviors. Emerging research highlights the role of BDNF as a potential biomarker for early diagnosis and therapeutic targeting. The findings from Cui *et al*'s study suggest that targeting neuroinflammation and enhancing BDNF levels may improve cognitive outcomes. Effective treatment approaches involve a combination of pharmacological and non-pharmacological interventions tailored to individual patient needs. Hence, monitoring cognitive and neuroinflammatory markers is essential for improving patient outcomes and quality of life. Consequently, this manuscript highlights the need for an integrated approach to schizophrenia management, considering both clinical symptoms and underlying neurobiological changes.

Key Words: Schizophrenia; Cognitive impairment; Neuroinflammatory markers; Brain-derived neurotrophic factor; Interleukin; Personalized treatment

©The Author(s) 2025. Published by Baishideng Publishing Group Inc. All rights reserved.

Core Tip: The recent research by Cui *et al* highlights the role of brain-derived neurotrophic factor and inflammatory markers, such as interleukin-6, in cognitive impairment, as well as in early diagnosis and treatment of schizophrenia. Thus, we emphasize the importance of personalized treatment that integrates pharmacological and non-pharmacological interventions, combined with continuous monitoring of cognitive function and neuroinflammatory markers, to optimize patient outcomes and address both symptomatic and cognitive challenges effectively.

Citation: Okpete UE, Byeon H. Brain-derived neurotrophic factor alterations and cognitive decline in schizophrenia: Implications for early intervention. *World J Psychiatry* 2025; 15(1): 102131

URL: <https://www.wjgnet.com/2220-3206/full/v15/i1/102131.htm>

DOI: <https://dx.doi.org/10.5498/wjp.v15.i1.102131>

TO THE EDITOR

Schizophrenia is a severe psychiatric disorder affecting approximately 1% of the global population. The clinical presentation is often categorized into positive and negative symptoms. Positive symptoms are additional experiences or behaviors that are not typically present in individuals without schizophrenia, including positive psychotic symptoms such as hallucinations, delusions, and disorganized behavior. In contrast, negative symptoms represent a decrease or loss in the ability to function normally, including diminished motivation, lack of energy, and cognitive impairments, particularly in executive function and memory[1]. Cognitive deficits are a core feature of schizophrenia, often persisting despite remission of psychotic symptoms, especially during the first episode. This impairment severely affects patients' social and occupational functioning, contributing to unemployment, isolation, and stigma. Furthermore, patients often suffer from comorbidities such as poor diet, substance use, and smoking, which is associated with a reduction in life expectancy by 13-15 years. Alarmingly, the lifetime risk of suicide among individuals with schizophrenia is 5%-10%[2].

The complexity of schizophrenia extends to its pathophysiology, with accumulating evidence suggesting that dysregulation in multiple neurotransmitter systems, including dopaminergic, glutamatergic, serotonergic, and gamma-aminobutyric acid pathways, contributes to the disorder. This dysregulation may disrupt the functioning of interneurons, which affects both micro-circuits and macro-circuits in the brain and may manifest as a combination of cognitive, behavioral, and social dysfunction. Schizophrenia's etiology is multifaceted, with risk factors including genetic predispositions, birth complications, maternal health, and environmental stressors such as social isolation and cannabis use[2-6].

While the exact mechanisms underpinning cognitive dysfunction in schizophrenia remain elusive, emerging research suggests brain-derived neurotrophic factor (BDNF), a critical protein within the neurotrophin family that supports central nervous system function, and cytokines play crucial roles in schizophrenia pathophysiology, particularly in cognitive decline. Patients with schizophrenia exhibit altered BDNF and various cytokine levels, with BDNF and tumor necrosis factor- α (TNF- α) levels positively correlating with cognitive performance[7]. The interplay between BDNF and cytokines involves complex signaling pathways that are influenced by antipsychotic medications. BDNF has emerged as a promising biomarker for cognition in schizophrenia, with evidence linking it to cognitive recovery in patients undergoing cognitive remediation[8]. Understanding the relationship between BDNF and schizophrenia could provide new insights into the disease's pathophysiology, helping to identify biomarkers for early diagnosis and novel therapeutic targets. This manuscript reviews the recent findings regarding alterations in BDNF levels in patients experiencing their first episode of schizophrenia, highlighting the clinical implications and exploring potential interventions.

INTERACTIONS BETWEEN BDNF AND INFLAMMATORY CYTOKINES IN COGNITIVE FUNCTION

The recent research by Cui *et al*[9], published in the *World Journal of Psychiatry*, has investigated cognitive impairment in first-episode schizophrenia and its association with inflammatory cytokines and BDNF. This study involved 84 patients with first-episode schizophrenia and 80 healthy controls recruited from the Third People's Hospital of Huzhou City between August 2021 and September 2023. Inclusion criteria for the schizophrenia group included meeting the Diagnostic and Statistical Manual of Mental Disorders diagnostic criteria for schizophrenia, being aged 18-65 years, scoring ≥ 60 on the Positive and Negative Syndrome Scale (PANSS), and having no prior antipsychotic medication exposure. The exclusion criteria comprised organic brain disorders, significant physical illnesses, and a history of immune-related diseases.

This research is among the first to comprehensively evaluate the relationship of cognitive dysfunction with inflammatory cytokines and BDNF levels in first-episode schizophrenia patients utilizing clinical assessment and biological measurement. The study's design, which included psychiatric evaluations using the PANSS scale assessing for positive and negative symptoms, the Chinese Brief Cognitive Test to evaluate multiple cognitive domains and the evaluation of serum interleukin (IL)-1 β , IL-6, and BDNF levels, addresses a significant gap in our understanding of how neuroinflammation and neurotrophic factors interplay in early-stage schizophrenia.

The study findings are remarkable: (1) Elevated levels of IL-6 and TNF- α were significantly associated with lower serum BDNF levels; and (2) Poorer performance on neuropsychological tests assessing executive function, attention, and working memory. This correlation suggests a critical inflammatory component contributing to cognitive deficits in the

early stages of schizophrenia. Additionally, the observed reduction in BDNF levels in first-episode schizophrenia patients provides a biological rationale for the cognitive dysfunction commonly seen in schizophrenia. These insights suggest that IL-6 and IL-1 β may contribute to cognitive dysfunction by exacerbating neuroinflammatory damage, while BDNF acts as a protective factor. The identification of these correlations opens new avenues for potential therapeutic strategies that could focus on modulating these biomarkers to alleviate cognitive impairments in schizophrenia patients.

Moreover, the study's longitudinal design revealed that patients with higher baseline inflammatory markers and lower BDNF levels were more likely to exhibit a deterioration in cognitive function over time. Such findings emphasize the importance of early identification and intervention in modulating inflammatory pathways, especially to reduce the duration of untreated psychosis and preserve cognitive function in schizophrenia.

TREATMENT OPTIONS FOR FIRST-EPISODE SCHIZOPHRENIA

Treating first-episode schizophrenia presents various challenges and requires a personalized approach that combines medication, therapy, and patient support (Figure 1)[10]. The antipsychotics used are divided into first-generation antipsychotics (FGAs) and second-generation antipsychotics (SGAs). FGAs, such as haloperidol, primarily address positive symptoms (*e.g.*, hallucinations) but are associated with significant side effects, including extrapyramidal symptoms and neuroleptic malignant syndrome. SGAs (*e.g.*, risperidone) treat both positive and negative symptoms but carry the risk of metabolic side effects, including diabetes and weight gain.

Key challenges in treatment involve managing side effects, which can affect adherence, and determining the right medication and dose for each patient. Several studies examined the BDNF Val66Met variant in relation antipsychotic response in patients with schizophrenia, providing mixed results[11-13]. A meta-analysis of 11 studies ($n = 3774$) found no significant association between the BDNF Val66Met variant and antipsychotic response[13]. However, due to sample size limitations, small effects cannot be ruled out. This highlights the need for further research on how BDNF may influence antipsychotic response in schizophrenia. Cui *et al's* findings suggest that neuroinflammation (marked by elevated IL-1 β and IL-6) and reduced neurotrophic support (*i.e.*, BDNF deficiency) may jointly contribute to cognitive impairment in first-episode schizophrenia[9]. Their finding aligns with existing research linking neuroimmune dysregulation and abnormal biochemical processes to cognitive deficits in schizophrenia. Integrating these elements into the treatment framework represents a forward-thinking approach, opening avenues for novel therapeutic targets, such as enhancing BDNF signaling or inhibiting inflammatory pathways, alongside early intervention strategies. However, further large-scale validation is required to integrate BDNF as a therapeutic target in clinical practice.

Non-pharmacological treatment also plays a crucial role. Psychotherapy, especially Cognitive Behavioral Therapy for Psychosis, supports patients by improving their coping mechanisms. Family involvement and support groups provide emotional backing, essential for long-term management. Combining medication with psychosocial interventions like psychoeducation, supported employment, and cognitive remediation helps enhance the patient's functioning and quality of life.

A holistic treatment plan should be continuously adjusted based on the individual's needs, monitoring for side effects and efficacy, and consider the patient's preferences and family in the decision-making process.

ENHANCING SCHIZOPHRENIA TREATMENT THROUGH MONITORING AND BIOMARKER ANALYSIS

Standardized assessment tools are essential for evaluating treatment effectiveness and monitoring both cognitive and symptomatic outcomes in schizophrenia. The ASSESS battery, focusing on five critical domains (symptomatic remission, affective symptoms, cognitive functioning, treatment satisfaction, and personal and social functioning), significantly improved cognition, social functioning, and patient satisfaction[14,15]. Additionally, tools such as the Premorbid Adjustment Scale have been useful for assessing premorbid functioning in first-episode schizophrenia, although modifications may be necessary to make it more applicable to younger patients[15].

Incorporating biomarkers such as BDNF, IL-1 β , and IL-6 into early assessment frameworks provides a more precise understanding of neurobiological changes, particularly in first-episode psychosis. For example, Cui *et al's* findings[9], showing that lower BDNF levels correlate with cognitive impairment in patients with schizophrenia, open avenues for targeted interventions addressing not only symptomatic remission but also cognitive preservation.

Interventions targeting neuroinflammation and increasing BDNF levels show promise for cognitive remediation in schizophrenia. Emerging treatments, such as antioxidants (*e.g.*, sulforaphane), demonstrated the potential to reverse cognitive deficits and reduce neuroinflammation in animal models[15]. These strategies, coupled with cognitive therapy, and pharmacological agents that modulate BDNF signaling or suppress inflammation, offer hope for the future development of treatments aimed at mitigating cognitive decline in schizophrenia.

CONCLUSION

The study by Cui *et al*[9] advances our understanding of cognitive impairment in first-episode schizophrenia by highlighting the roles of inflammatory cytokines and BDNF. This research presents new opportunities for targeted interventions that could improve cognitive function and treatment. Combining biomarker-guided therapies with anti-





<p>Psychiatric assessment of schizophrenia patients with first episode psychosis</p>	<p>Psychiatric Symptoms Evaluation Tool Positive and Negative Syndrome Scale Positive Symptoms: Delusions, hallucinations, excitement, confusion Negative Symptoms: Social withdrawal or isolation, passivity, apathy, decline in personal hygiene or functioning</p>	<p>Comprehensive diagnostic evaluation Detailed patient history Family history of psychiatric disorders Current stressors or drug use Rule out differentials including history of substance use</p> 
<p>Early evaluation and detection in clinical practice</p>	<p>Cognitive Function Evaluation Tool: Chinese brief cognitive test Connectivity test: Information processing speed Continuous operation: Attention Digital breadth: Working memory Symbol encoding: Comprehensive and executive functioning Longitudinal cognitive monitoring</p>	<p>Neuroinflammatory markers/ neurochemical biomarkers BDNF and IL-6: May aid early diagnosis and guide treatment strategies. Monitoring inflammatory and neurochemical changes over time</p> <p>Neuroimaging MRI or PET scans (structural brain changes: Reduced gray matter volume in patients with schizophrenia)</p> 
<p>Early intervention and treatment strategy</p>	<p>Coordinated use of antipsychotics alongside non-pharmacological strategies Antipsychotic medication Clinician's selection of the most appropriate antipsychotics tailored to efficacy and side effects Psychosocial support and counseling Cognitive Behavioral Therapy: Use Cognitive Behavioral Therapy alongside medication to help patients manage psychotic symptoms, improve reality testing, and cope with early symptoms Family Therapy: Engage the family in therapy to provide support, reduce stress, and ensure medication adherence Social skills training: Focus on rehabilitation of interpersonal and daily living skills for patients facing social isolation or functional decline</p> 	
<p>Long term care</p>	<p>Tailoring long-term care plans based on biomarker changes and cognitive outcomes Continuous monitoring, personalized treatment plans, and holistic care approach Treat any co-morbidities like depression, substance use disorder, or anxiety Promote healthy lifestyle choices such as regular exercise, balanced diet, and sufficient sleep Routinely assess neuroinflammatory markers such as BDNF and IL-6 levels to adjust treatments May aid early diagnosis, guide treatment adjustments, and predict response to treatment Regular monitoring of both positive and negative symptoms to adjust treatments and improve functionality</p> 	

Figure 1 Integrative treatment for first-episode psychosis in patients with schizophrenia: Biomarkers, cognitive function, and long-term care. BDNF: Brain-derived neurotrophic factor; IL-6: Interleukin-6; MRI: Magnetic resonance imaging; PET: Positron emission tomography.

inflammatory and BDNF-enhancing treatments offers a personalized approach to managing cognitive deficits. Long-term care in schizophrenia requires a comprehensive approach that integrates both pharmacological and non-pharmacological treatment interventions tailored to the individual’s evolving needs. Continuous monitoring of neuroinflammatory and cognitive markers, along with personalized treatment plans, optimizes interventions, increasing the likelihood of sustained recovery, treatment satisfaction, and improved quality of life.

FOOTNOTES

Author contributions: Okpete UE involved in data interpretation and developed methodology; Byeon H designed the study; Okpete UE and Byeon H contributed to this paper and assisted with writing the article; all of the authors read and approved the final version of the manuscript to be published.

Supported by Basic Science Research Program Through the National Research Foundation of Korea (NRF) Funded By the Ministry of Education, No. NRF-RS-2023-00237287.

Conflict-of-interest statement: No benefits in any form have been received or will be received from a commercial party related directly or indirectly to the subject of this article.

Open-Access: This article is an open-access article that was selected by an in-house editor and fully peer-reviewed by external reviewers. It is distributed in accordance with the Creative Commons Attribution NonCommercial (CC BY-NC 4.0) license, which permits others to distribute, remix, adapt, build upon this work non-commercially, and license their derivative works on different terms, provided the original work is properly cited and the use is non-commercial. See: <https://creativecommons.org/licenses/by-nc/4.0/>

Country of origin: South Korea

ORCID number: Uchenna E Okpete [0000-0003-3803-4583](https://orcid.org/0000-0003-3803-4583); Haewon Byeon [0000-0002-3363-390X](https://orcid.org/0000-0002-3363-390X).

S-Editor: Luo ML

L-Editor: A

P-Editor: Zhang YL

REFERENCES

- 1 Hany M, Rehman B, Rizvi A, Chapman J. Schizophrenia. 2024 Feb 23. In: StatPearls [Internet]. Treasure Island (FL): StatPearls Publishing; 2024 [PMID: 30969686]

- 2 **Marder SR**, Cannon TD. Schizophrenia. *N Engl J Med* 2019; **381**: 1753-1761 [PMID: 31665579 DOI: 10.1056/NEJMra1808803]
- 3 **Kahn RS**. On the Origins of Schizophrenia. *Am J Psychiatry* 2020; **177**: 291-297 [PMID: 32233682 DOI: 10.1176/appi.ajp.2020.20020147]
- 4 **Kahn RS**, Sommer IE, Murray RM, Meyer-Lindenberg A, Weinberger DR, Cannon TD, O'Donovan M, Correll CU, Kane JM, van Os J, Insel TR. Schizophrenia. *Nat Rev Dis Primers* 2015; **1**: 15067 [PMID: 27189524 DOI: 10.1038/nrdp.2015.67]
- 5 **Messias EL**, Chen CY, Eaton WW. Epidemiology of schizophrenia: review of findings and myths. *Psychiatr Clin North Am* 2007; **30**: 323-338 [PMID: 17720026 DOI: 10.1016/j.psc.2007.04.007]
- 6 **Davis J**, Eyre H, Jacka FN, Dodd S, Dean O, McEwen S, Debnath M, McGrath J, Maes M, Amminger P, McGorry PD, Pantelis C, Berk M. A review of vulnerability and risks for schizophrenia: Beyond the two hit hypothesis. *Neurosci Biobehav Rev* 2016; **65**: 185-194 [PMID: 27073049 DOI: 10.1016/j.neubiorev.2016.03.017]
- 7 **Zhang XY**, Tan YL, Chen DC, Tan SP, Yang FD, Wu HE, Zunta-Soares GB, Huang XF, Kosten TR, Soares JC. Interaction of BDNF with cytokines in chronic schizophrenia. *Brain Behav Immun* 2016; **51**: 169-175 [PMID: 26407757 DOI: 10.1016/j.bbi.2015.09.014]
- 8 **Penadés R**, López-Vílchez I, Catalán R, Arias B, González-Rodríguez A, García-Rizo C, Masana G, Ruíz V, Mezquida G, Bernardo M. BDNF as a marker of response to cognitive remediation in patients with schizophrenia: A randomized and controlled trial. *Schizophr Res* 2018; **197**: 458-464 [PMID: 29274733 DOI: 10.1016/j.schres.2017.12.002]
- 9 **Cui LJ**, Cai LL, Na WQ, Jia RL, Zhu JL, Pan X. Interaction between serum inflammatory cytokines and brain-derived neurotrophic factor in cognitive function among first-episode schizophrenia patients. *World J Psychiatry* 2024; **14**: 1804-1814
- 10 **Keshavan MS**, Schooler NR. First-episode studies in schizophrenia: criteria and characterization. *Schizophr Bull* 1992; **18**: 491-513 [PMID: 1411336 DOI: 10.1093/schbul/18.3.491]
- 11 **Nikolac Perkovic M**, Nedic Erjavec G, Zivkovic M, Sagud M, Uzun S, Mihaljevic-Peles A, Kozumplik O, Muck-Seler D, Pivac N. Association between the brain-derived neurotrophic factor Val66Met polymorphism and therapeutic response to olanzapine in schizophrenia patients. *Psychopharmacology (Berl)* 2014; **231**: 3757-3764 [PMID: 24595507 DOI: 10.1007/s00213-014-3515-4]
- 12 **Huang E**, Hettige NC, Zai G, Tomasi J, Huang J, Zai CC, Pivac N, Nikolac Perkovic M, Tiwari AK, Kennedy JL. BDNF Val66Met polymorphism and clinical response to antipsychotic treatment in schizophrenia and schizoaffective disorder patients: a meta-analysis. *Pharmacogenomics J* 2019; **19**: 269-276 [PMID: 30181602 DOI: 10.1038/s41397-018-0041-5]
- 13 **Ladea M**, Barbu CM, Juckel G. Treatment effectiveness in patients with schizophrenia as measured by the ASSESS battery - first longitudinal data. *Psychiatr Danub* 2015; **27**: 364-370 [PMID: 26609648]
- 14 **Green MF**, Penn DL, Bentall R, Carpenter WT, Gaebel W, Gur RC, Kring AM, Park S, Silverstein SM, Heinssen R. Social cognition in schizophrenia: an NIMH workshop on definitions, assessment, and research opportunities. *Schizophr Bull* 2008; **34**: 1211-1220 [PMID: 18184635 DOI: 10.1093/schbul/sbm145]
- 15 **van Mastrigt S**, Addington J. Assessment of premorbid function in first-episode schizophrenia: modifications to the Premorbid Adjustment Scale. *J Psychiatry Neurosci* 2002; **27**: 92-101 [PMID: 11944510]



Published by **Baishideng Publishing Group Inc**
7041 Koll Center Parkway, Suite 160, Pleasanton, CA 94566, USA

Telephone: +1-925-3991568

E-mail: office@baishideng.com

Help Desk: <https://www.f6publishing.com/helpdesk>

<https://www.wjgnet.com>

